Beyond™

# UL67 Panelboard

Low Voltage Power Distribution Board

LS ELECTRIC



# Low Voltage Power Distribution Board

The panelboard has different circuit breaker specifications and capacities depending on the purpose of use. Therefore, flexible production methods are essential.

LS ELECTRIC panelboard has main busbar up to 600AF manufactured in rail type, so branch circuit breakers can be moved freely and there is no limit in capacity selection. The main busbar up to 1200AF has improved safety with a general bolt-on type.

LS ELECTRIC panelboards are available in wall-mounted and flush-mounted versions with up to 1200A main lug or main circuit breaker.

### Excellent scalability

- Branch circuit breakers can be easily added using BSK(Bus Strap Kit) without additional processing

### High reliability and safety

- UL tested and approved
- User safety considerations

### Easy maintenance

- Easy to replace in case of circuit breaker capacity change and device failure
- Minimize replacement and repair time

### Applications

- Large industrial complexes
- Commercial and high-rise buildings
- OEM (Panelboard Assemblers)
- Utility/Public

## Contents


| | |
|---|---|
| Rail Type Panelboard | 03 |
| Bolt-on Type Panelboard | 04 |
| Panelboard Specifications | 05 |
| Panelboard Selection | 08 |
| Molded Case Circuit Breakers | 18 |
| Dimensions | 22 |
| Installation Guide | 28 |
| Additional Resources | 38 |

# Rail Type Panelboard

## LPB-1
## 100/150/250AF



## LPB-2
## 400/600AF



Current Transformer

Neutral Kit

Ground Kit

Main Circuit Breaker

Neutral Kit

Branch Circuit Breaker

Bus Strap Kit (BSK)

Interior (Rail Type Bus)

Ground Kit

Rail type main bus

No drilling and tapping required

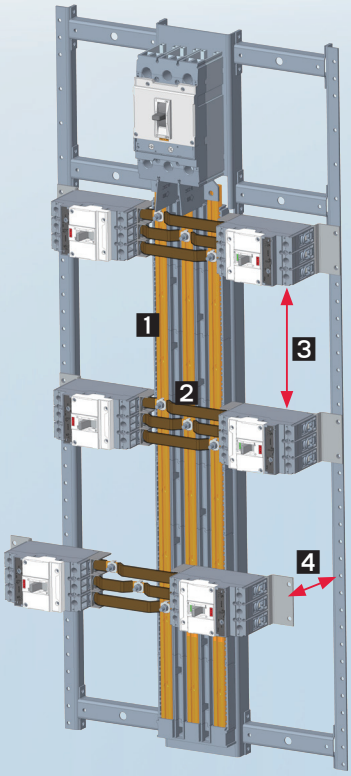




Easy to move



Easy installation

# Bolt-on Type Panelboard

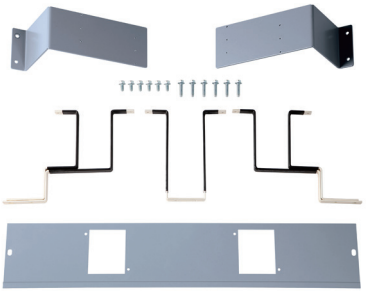

Bus Strap Kit

**LPB-3**
**800/1200AF**




## Applicable Circuit Breaker

| Series & Frame | Main | Branch | Ampere Rating (A) | Poles | Interrupting Capacity (kA rms) | | |
|---|---|---|---|---|---|---|---|
| | | | | | Type | 240VAC | 480VAC |
| UTE100 | ○ | ○ | 15-100 | 1, 2, 3 | E | 50 | 25 |
| | | | | | N | 65 | 35 |
| | | | | | H | 100 | 65 |
| UTS150 | ○ | ○ | 40-150 | 2, 3 | N | 65 | 35 |
| | | | | | H | 100 | 65 |
| | | | | | L | 150 | 100 |
| UTS250 | ○ | ○ | 150-250 | 2, 3 | N | 65 | 35 |
| | | | | | H | 100 | 65 |
| | | | | | L | 150 | 100 |
| UTS400 | ○ | ○ | 250-400 | 2, 3 | N | 65 | 35 |
| | | | | | H | 100 | 65 |
| | | | | | L | 150 | 100 |
| UTS600 | ○ | ○ | 500-600 | 2, 3 | N | 65 | 35 |
| | | | | | H | 100 | 65 |
| | | | | | L | 150 | 100 |
| UTS800 | ○ | ○ | 400-800 | 3 | N | 65 | 35 |
| | | | | | H | 100 | 65 |
| | | | | | L | 150 | 100 |
| UTS1200 | ○ | ○ | 800-1200 | 3 | N | 50 | 35 |
| | | | | | H | 100 | 65 |
| | | | | | P | 65 | 50 |
| | | | | | L | 150 | 100 |

# Panelboard Specifications

## LPB-1

### General Description

- Bus System: Rail type
- Main Lugs: 100/150/250A
- Main Breakers: 15 – 250A
- Branch Breakers: 15 – 100A
- Enclosure
  - NEMA Type 1 (Indoor)
  - NEMA Type 3R (Indoor & Outdoor)
  - Door in door
  - Std. Dimension: W:24”×H45”~90”×D8”
- UL67 Standards

| Description | | 100AF | 150AF | 250AF |
|---|---|---|---|---|
| Rated Current (A) | Main Breaker | UTE100 (15-100) | UTS150 (40-150) | UTS250 (150-250) |
| | Main Lug | 100 | 150 | 250 |
| | Branch Breaker | UTE100 (15-100) | | |
| Short Circuit Current Rating (kA, rms) | 240V | 50-100 | 50-100 | 50-100 |
| | 480V | 25-65 | 25-65 | 25-65 |
| Main Bus Type | | Rail | | |
| Enclosure Type | | NEMA Type 1 (Indoor) / 2 (Indoor) / 3R (Indoor and Outdoor) | | |
| Standard Enclosure Dimension Inch (mm) | W | 24(610) | | |
| | H | 45(1143), 60(1524), 75(1905), 90(2286)<br>Depends on the number of branch breakers | | |
| | D | 8(204) / 3R 12(305) | | |

# Panelboard Specifications

## LPB-2

### General Description

- Bus System: Rail type
- Main Lugs: 400/600A
- Main Breakers: 250 – 600A
- Branch Breakers: 15 – 250A
- Enclosure
  - NEMA Type 1 (Indoor)
  - NEMA Type 3R (Indoor & Outdoor)
  - Door in door
  - Std. Dimension: W33”×H60”~90”×D10”
- UL67 Standards

| Description | | 400AF | 600AF |
|---|---|---|---|
| Rated Current (A) | Main Breaker | UTS400 (250-400) | UTS600 (500/600) |
| | Main Lug | 400 | 600 |
| | Branch Breaker | UTE100 (15-100) / UTS150 (40-150) / UTS250 (150-250) | |
| Short Circuit Current Rating (kA, rms) | 240V | 50-100 | 50-100 |
| | 480V | 25-100 | 25-100 |
| Main Bus Type | | Rail | |
| Enclosure Type | | NEMA Type 1 (Indoor) / 2 (Indoor) / 3R (Indoor and Outdoor) | |
| Standard Enclosure Dimension Inch (mm) | W | 33(839) | |
| | H | 60(1524), 75(1905), 90(2286)<br>Depends on the number of branch breakers | |
| | D | 10(254) / 3R 14(356) | |

Note) Panelboards rated 600AF or higher require ventilation openings

# LPB-3

## General Description

- Bus System: Bolt-on type
- Main Lugs: 800/1200A
- Main Breakers: 400 – 1200A
- Branch Breakers: 15 – 1200A
- Enclosure
  - NEMA Type 1 (Indoor)
  - NEMA Type 3R (Indoor & Outdoor)
  - Door in door
  - Std. Dimension: W28”~40”×H75”~90”×D16”
- UL67 Standards

| Description | | 800AF | 1200AF |
|---|---|---|---|
| Rated Current (A) | Main Breaker | UTS800 (400-800) | UTS1200 (800-1200) |
| | Main Lug | 800 | 1200 |
| | Branch Breaker | UTE100 (15-100) / UTS150 (40-150) / UTS250 (150-250) / UTS400 (250-400) / UTS600 (500-600) UTS800 (400-800) | UTE100 (15-100) / UTS150 (40-150) / UTS250 (150-250) / UTS400 (250-400) / UTS600 (500-600) / UTS800 (400-800) / UTS1200 (800-1200) |
| Short Circuit Current Rating (kA, rms) | 240V | 50-100 | 50-100 |
| | 480V | 25-100 | 25-100 |
| Main Bus Type | | Bolt-on | |
| Enclosure Type | | NEMA Type 1 (Indoor) / 2 (Indoor) / 3R (Indoor and Outdoor) | |
| Standard Enclosure Dimension Inch (mm) | W | 28(712), 36(915), 40(1016) | |
| | H | 75(1905), 90(2286) Depends on the number of branch breakers | |
| | D | 16(407) | |

Note) Panelboards rated 600AF or higher require ventilation openings

# Panelboard Selection

## LPB-1

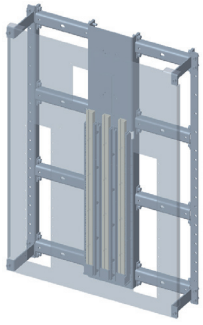

INT MLT L1 15X 100

### Enclosure Dimension and Interior Selection

• Select the suitable interior from the table below

| Minimum Enclosure Dimension in Inches (mm) | | | | Interior Information | |
|---|---|---|---|---|---|
| X Units | Height | Width | Depth | Description | Item Code |
| 15 | 45 (1143) | 24 (610) | 8 (204) | INT MLT L1 15X 100 | 7013001300 |
| 30 | 60 (1524) | 24 (610) | 8 (204) | INT MLT L1 30X 100 | 7013001400 |
| 45 | 75 (1905) | 24 (610) | 8 (204) | INT MLT L1 45X 100 | 7013001500 |
| 45 | 90 (2286) | 24 (610) | 8 (204) | | |

### MKIT Type (MCB or MLO) Selection

• Select the main breaker or main lugs
• All MKITs are designed for common installation within the LPB-1 interior type
• The main breaker is purchased separately

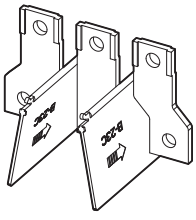

MKIT MCB L1 UTS250

| Main Breaker Type | | MKIT MCB Type Information | |
|---|---|---|---|
| Frame | Ampacity | Description | Item Code |
| UTE100 | 15-100 | MKIT MCB L1 UTE100 | 7015002200 |
| UTS150 | 40-150 | MKIT MCB L1 UTS150 | 7015002300 |
| UTS250 | 150-250 | MKIT MCB L1 UTS250 | 7015002400 |

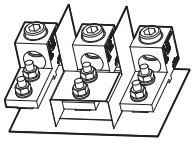

MKIT MLO L1 L0250

| Main Lug Type | | MKIT MLO Type Information | |
|---|---|---|---|
| Frame | Cable Size | Description | Item Code |
| L0100 | (1) #6-2/0 (CU) | MKIT MLO L1 L0100 | 7015002900 |
| L0150 | (1) #2-4/0 (CU) | MKIT MLO L1 L0150 | 7015003000 |
| L0250 | (1) #1-300 kcmil (CU) | MKIT MLO L1 L0250 | 7015003100 |

# LPB-1

## Bus Strap Kit (BSK) Selection

- Select the branch breakers and BSKs
- Verify the quantity of bus straps and brackets included in each BSK in the table below
- Branch breakers are purchased separately



BSK LPB-1 UTE100 3P Single

| Branch Breaker | | | | BSK Information | |
|---|---|---|---|---|---|
| Frame | Poles | X Units | Side | Description | Item Code |
| UTE100 | 1 | 1 | Single | BSK L1 UTE100 1P S | 7014005600 |
| UTE100 | 2 | 2 | Single | BSK L1 UTE100 2P S | 7014005700 |
| UTE100 | 3 | 3 | Single | BSK L1 UTE100 3P S | 7014005800 |
| UTE100 | 1 | 1 | Double | BSK L1 UTE100 1P D | 7014005900 |
| UTE100 | 2 | 2 | Double | BSK L1 UTE100 2P D | 7014006000 |
| UTE100 | 3 | 3 | Double | BSK L1 UTE100 3P D | 7014006100 |

Note) Single side UTE100 BSK includes one blank cover

- Quantity of Bus straps and Brackets per BSK



BSK LPB-1 UTE100 3P Double

| Item Code | 7014005600 (1P S) | 7014005700 (2P S) | 7014005800 (3P S) | 7014005900 (1P D) | 7014006000 (2P D) | 7014006100 (3P D) |
|---|---|---|---|---|---|---|
| BUS STRAP, SINGLE A, UTE 100 | 1 | 1 | 1 | | | |
| BUS STRAP, SINGLE B, UTE 100 | 1 | 1 | 1 | | | |
| BUS STRAP, SINGLE C, UTE 100 | 1 | 1 | 1 | | | |
| BUS STRAP, DOUBLE A/C, UTE 100 | | | | 2 | 2 | 2 |
| BUS STRAP, DOUBLE B, UTE 100 | | | | 1 | 1 | 1 |
| BRACKET, MOUNTING, UTE100 1P | 3 | | | 6 | | |
| BRACKET, MOUNTING, UTE100 2P | | 1 | | | 2 | |
| BRACKET, MOUNTING, UTE100 3P | | | 1 | | | 2 |

# LPB-1

## Neutral Kit Selection

• Select the suitable neutral kit from the table below

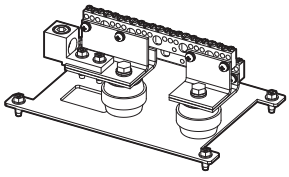

Neutral KIT L1 L0250 46P

| Lug Information | | Neutral Kit Information | |
|---|---|---|---|
| Incoming Lug | Neutral Pole Number | Description | Item Code |
| (1) #1-300 kcmil (CU) | 2 sets of (5) #8-1/0 and (18) #14-#6 (46 Holes total) | Neutral KIT L1 L0250 46P | 7016000600 |
| (1) #1-300 kcmil (CU) | 2 sets of (11) #8-1/0 and (30) #14-#6 (82 Holes total) | Neutral KIT L1 L0250 82P | 7016000700 |

## Ground Kit Selection

• Select the suitable ground kit from the table below

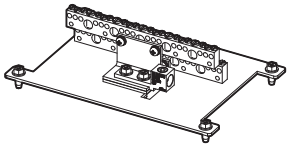

Ground KIT L1 L0125 46P

| Lug Information | | Ground Kit Information | |
|---|---|---|---|
| Incoming Lug | Ground Pole Number | Description | Item Code |
| (1) #6-2/0 (CU) | (5) #8-1/0 and (18) #14-#6 (23 Holes total) | Ground KIT L1 L0125 23P | 7017000500 |
| (1) #6-2/0 (CU) | 2 sets of (5) #8-1/0 and (18) #14-#6 (46 Holes total) | Ground KIT L1 L0125 46P | 7017000600 |

## Accessory Kit Selection

• Blank covers used to seal spaces where branch breakers are not installed



Blank Cover

| Branch Breaker | | | Blank Cover Information | |
|---|---|---|---|---|
| Frame | Poles | X Units | Description | Item Code |
| | | 1 | ACC KIT BLANK L1 1X (10EA) EXP | 7019000200 |
| | | 2 | ACC KIT BLANK L1 2X (10EA) EXP | 7019000300 |
| | | 3 | ACC KIT BLANK L1 3X (10EA) EXP | 7019000400 |

# LPB-2

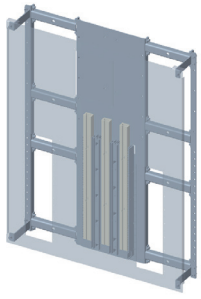

INT MLT L2 15X 250

## Enclosure Dimension and Interior Selection

• Select the suitable interior from the table below

| Minimum Enclosure Dimension in Inches (mm) | | | | Interior Information | |
|---|---|---|---|---|---|
| X Units | Height | Width | Depth | Description | Item Code |
| 15 | 60 (1524) | 33 (839) | 10 (254) | INT MLT L2 15X 250 | 7013001600 |
| 30 | 75 (1905) | 33 (839) | 10 (254) | INT MLT L2 30X 250 | 7013001700 |
| 45 | 90 (2286) | 33 (839) | 10 (254) | INT MLT L2 45X 250 | 7013001800 |

## MKIT Type (MCB or MLO) Selection

• Select the main breaker or main lugs
• All MKITs are designed for common installation within the LPB-2 interior type
• The main breaker is purchased separately

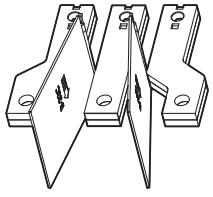

MKIT MCB L2 UTS400/UTS600

| Main Breaker Type | | MKIT MCB Type Information | |
|---|---|---|---|
| Frame | Ampacity | Description | Item Code |
| UTS400 | 250-400 | MKIT MCB L2 UTS400/UTS600 | 7015002500 |
| UTS600 | 500-600 | | |

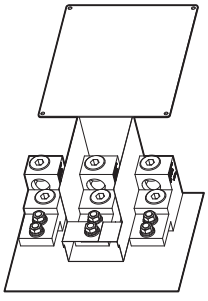

MKIT MLO L2 L0600

| Main Lug Type | | MKIT MLO Type Information | |
|---|---|---|---|
| Frame | Cable Size | Description | Item Code |
| L0401 | (1) 1/0-600 kcmil (CU)<br>(1) 1/0-750 kcmil (AL) | MKIT MLO L2 L0401 | 7015003200 |
| L0402 | (2) #3-4/0 (CU) | MKIT MLO L2 L0402 | 7015003300 |
| L0600 | (2) 3/0-600 kcmil (CU) | MKIT MLO L2 L0600 | 7015003400 |

# LPB-2



BSK LPB-2 UTS250 3P Single



BSK LPB-1 UTE100 3P Double

## Bus Strap Kit (BSK) Selection

- Select the branch breakers and BSKs
- Verify the quantity of bus straps and brackets included in each BSK in the table below
- Branch breakers are purchased separately

| Branch Breaker | | | | BSK Information | |
|---|---|---|---|---|---|
| Frame | Poles | X Units | Side | Description | Item Code |
| UTE100 | 1 | 1 | Single | BSK L2 UTE100 1P S | 7014006200 |
| UTE100 | 2 | 2 | Single | BSK L2 UTE100 2P S | 7014006300 |
| UTE100 | 3 | 3 | Single | BSK L2 UTE100 3P S | 7014006400 |
| UTE100 | 1 | 1 | Double | BSK L2 UTE100 1P D | 7014006500 |
| UTE100 | 2 | 2 | Double | BSK L2 UTE100 2P D | 7014006600 |
| UTE100 | 3 | 3 | Double | BSK L2 UTE100 3P D | 7014006700 |
| UTS150 | 2, 3 | 4 | Single | BSK L2 UTS150 3P S | 7014006800 |
| UTS150 | 2, 3 | 4 | Double | BSK L2 UTS150 3P D | 7014006900 |
| UTS250 | 2, 3 | 4 | Single | BSK L2 UTS250 3P S | 7014007000 |
| UTS250 | 2, 3 | 4 | Double | BSK L2 UTS250 3P D | 7014007100 |

Note) 1. Single side UTE100 BSK includes one blank cover and one filler cover
2. Double side UTE100 BSK includes two filler cover
3. Single side UTS150/250 BSK includes one blank cover

- Quantity of Bus straps and Brackets per BSK

| Item Code | 7014006200 (1P S) | 7014006300 (2P S) | 7014006400 (3P S) | 7014006500 (1P D) | 7014006600 (2P D) | 7014006700 (3P D) |
|---|---|---|---|---|---|---|
| BUS STRAP, SINGLE A, UTE 100 | 1 | 1 | 1 | | | |
| BUS STRAP, SINGLE B, UTE 100 | 1 | 1 | 1 | | | |
| BUS STRAP, SINGLE C, UTE 100 | 1 | 1 | 1 | | | |
| BUS STRAP, DOUBLE A/C, UTE 100 | | | | 2 | 2 | 2 |
| BUS STRAP, DOUBLE B, UTE 100 | | | | 1 | 1 | 1 |
| BRACKET, MOUNTING, UTE100 1P | 3 | | | 6 | | |
| BRACKET, MOUNTING, UTE100 2P | | 1 | | | 2 | |
| BRACKET, MOUNTING, UTE100 3P | | | 1 | | | 2 |

# LPB-2

## Neutral Kit Selection

• Select the suitable neutral kit from the table below

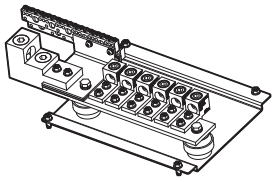

Neutral KIT L2 L0600 51P

| Lug Information | | Neutral Kit Information | |
|---|---|---|---|
| Incoming Lug | Neutral Pole Number | Description | Item Code |
| (1) 1/0-600 kcmil (CU)<br>(1) 1/0-750 kcmil (AL) | 2 sets of (11) #8-1/0 and (30) #14-#6<br>(82 Holes total) | Neutral KIT L2 L0401 82P | 7016000800 |
| (2) #1-300 kcmil (CU) | (5) #1-300 kcmil and<br>2 sets of (5) #8-1/0 and (18) #14-#6 (51 Holes total) | Neutral KIT L2 L0600 51P | 7016000900 |

## Ground Kit Selection

• Select the suitable ground kit from the table below

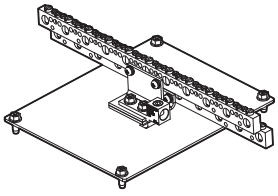

Ground KIT L2 L0125 82P

| Lug Information | | Ground Kit Information | |
|---|---|---|---|
| Incoming Lug | Ground Pole Number | Description | Item Code |
| (1) #6-2/0 (CU) | (11) #8-1/0 and (30) #14-#6<br>(41 Holes total) | Ground KIT L2 L0125 41P | 7017000700 |
| (1) #6-2/0 (CU) | 2 sets of (11) #8-1/0 and (30) #14-#6<br>(82 Holes total) | Ground KIT L2 L0125 82P | 7017000800 |

## Accessory Kit Selection

• Blank covers used to seal spaces where branch breakers are not installed
• Filler covers used to seal the leftover spaces after installing branch breakers



Blank Cover Filler Cover

| Branch Breaker | | | Blank & Filler Cover Information | |
|---|---|---|---|---|
| Frame | Poles | X Units | Description | Item Code |
| | | 1 | ACC KIT BLANK L2 1X (10EA) EXP | 7019000500 |
| | | 2 | ACC KIT BLANK L2 2X (10EA) EXP | 7019000600 |
| | | 3 | ACC KIT BLANK L2 3X (10EA) EXP | 7019000700 |
| | | 4 | ACC KIT BLANK L2 4X (10EA) EXP | 7019000800 |
| UTE100 | 1 | 1 | ACC KIT FILLER L2 UTE100 1X (10EA) EXP | 7019002000 |
| UTE100 | 2 | 2 | ACC KIT FILLER L2 UTE100 2X (10EA) EXP | 7019002100 |
| UTE100 | 3 | 3 | ACC KIT FILLER L2 UTE100 3X (10EA) EXP | 7019002200 |

# LPB-3

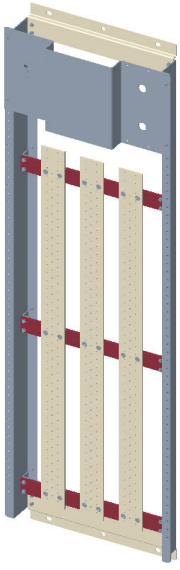

INT MCB L3 43X

## Enclosure Dimension and Interior Selection

• Select the suitable interior from the table below

### MCB Type

| Minimum Enclosure Dimension in Inches (mm) | | | | Branch Breaker | Interior Information | |
|---|---|---|---|---|---|---|
| X Units | Height | Width | Depth | | Description | Item Code |
| 28 | 75 (1905) | 28 (712) | 10 (254) | Up to UTS600 | INT MCB L3 28X | 7013001900 |
| 28 | 75 (1905) | 36 (915) | 10 (254) | Up to UTS800 | | |
| 28 | 75 (1905) | 40 (1016) | 10 (254) | Up to UTS1200 | | |
| 43 | 90 (2286) | 28 (712) | 10 (254) | Up to UTS600 | INT MCB L3 43X | 7013002000 |
| 43 | 90 (2286) | 36 (915) | 10 (254) | Up to UTS800 | | |
| 43 | 90 (2286) | 40 (1016) | 10 (254) | Up to UTS1200 | | |

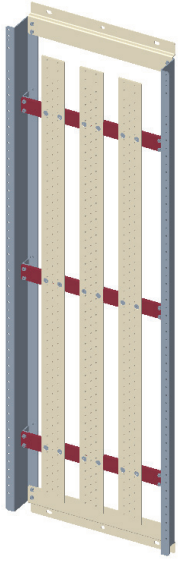

INT MLO L3 54X

### MLO Type

| Minimum Enclosure Dimension in Inches (mm) | | | | Branch Breaker | Interior Information | |
|---|---|---|---|---|---|---|
| X Units | Height | Width | Depth | | Description | Item Code |
| 39 | 75 (1905) | 28 (712) | 10 (254) | Up to UTS600 | INT MLO L3 39X | 7013002100 |
| 39 | 75 (1905) | 36 (915) | 10 (254) | Up to UTS800 | | |
| 39 | 75 (1905) | 40 (1016) | 10 (254) | Up to UTS1200 | | |
| 54 | 90 (2286) | 28 (712) | 10 (254) | Up to UTS600 | INT MLO L3 54X | 7013002200 |
| 54 | 90 (2286) | 36 (915) | 10 (254) | Up to UTS800 | | |
| 54 | 90 (2286) | 40 (1016) | 10 (254) | Up to UTS1200 | | |

# LPB-3

## MKIT Type (MCB or MLO) Selection

- Select the main breaker or main lugs
- All MKITs are designed for common installation within the LPB-3 interior type
- The main breaker is purchased separately

| Main Breaker Type | | MKIT MCB Type Information | |
|---|---|---|---|
| Frame | Ampacity | Description | Item Code |
| UTS800 | 400-800 | MKIT MCB L3 UTS800/UTS1200 | 7015002700 |
| UTS1200 | 800-1200 | | |

| Main Lug Type | | MKIT MLO Type Information | |
|---|---|---|---|
| Frame | Cable Size | Description | Item Code |
| L0800 | (3) 300-400 kcmil (CU) | MKIT MLO L3 L0800 | 7015003500 |
| L1200 | (4) 3/0-350 kcmil (CU)<br>(4) 3/0-500 kcmil (AL) | MKIT MLO L3 L1200 | 7015003600 |

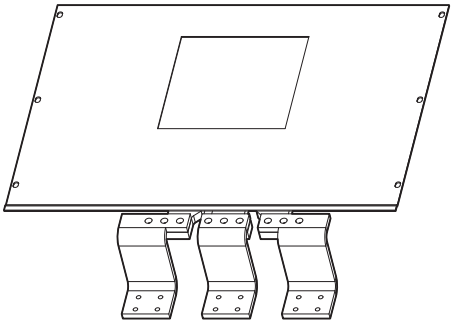

MKIT MCB L3 UTS800/UTS1200

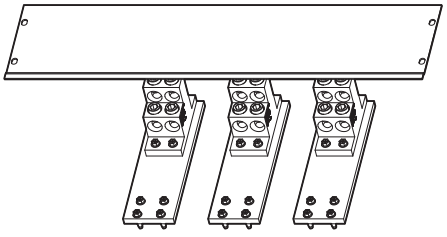

MKIT MLO L3 L1200

# LPB-3

## Bus Strap Kit (BSK) Selection

- Select the branch breakers and BSKs
- All BSKs include a P-Cover, and single side BSK also includes one filler cover
- Branch breakers are purchased separately

| Branch Breaker | | | | BSK Information | |
|---|---|---|---|---|---|
| Frame | Poles | X Units | Side | Description | Item Code |
| UTE100 | 1 | 4 | Single | BSK L3 UTE100 1P S 3C* | 7014007200 |
| UTE100 | 1 | 7 | Single | BSK L3 UTE100 1P S 6C* | 7014007300 |
| UTE100 | 1 | 10 | Single | BSK L3 UTE100 1P S 9C* | 7014007400 |
| UTE100 | 1 | 4 | Double | BSK L3 UTE100 1P D 3C** | 7014007500 |
| UTE100 | 1 | 7 | Double | BSK L3 UTE100 1P D 6C** | 7014007600 |
| UTE100 | 1 | 10 | Double | BSK L3 UTE100 1P D 9C** | 7014007700 |
| UTE100 | 2 | 2 | Single | BSK L3 UTE100 2P S | 7014007800 |
| UTE100 | 2 | 2 | Double | BSK L3 UTE100 2P D | 7014007900 |
| UTE100 | 3 | 3 | Single | BSK L3 UTE100 3P S | 7014008000 |
| UTE100 | 3 | 3 | Double | BSK L3 UTE100 3P D | 7014008100 |
| UTS150 | 2, 3 | 4 | Single | BSK L3 UTS150 3P S | 7014008200 |
| UTS150 | 2, 3 | 4 | Double | BSK L3 UTS150 3P D | 7014008300 |
| UTS250 | 2, 3 | 4 | Single | BSK L3 UTS250 3P S | 7014008400 |
| UTS250 | 2, 3 | 4 | Double | BSK L3 UTS250 3P D | 7014008500 |
| UTS400 | 2, 3 | 6 | Single | BSK L3 UTS400 3P S | 7014008600 |
| UTS600 | 2, 3 | 6 | Single | BSK L3 UTS600 3P S | 7014008800 |
| UTS800 | 2, 3 | 6 | Single | BSK L3 UTS800 3P S | 7014008900 |
| UTS1200 | 2, 3 | 6 | Single | BSK L3 UTS1200 3P S | 7014009000 |

* Based on the installation of 3, 6, or 9 UTE100 1P units on a single side
** Based on the installation of 6, 12, or 18 UTE100 1P units on a double side

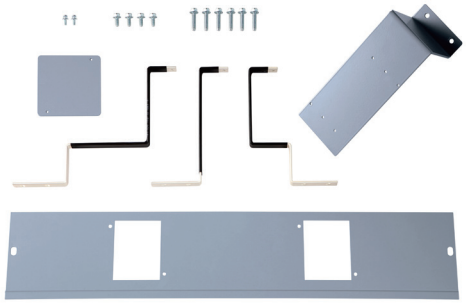

BSK LPB-3 UTE100 1P Single 3C

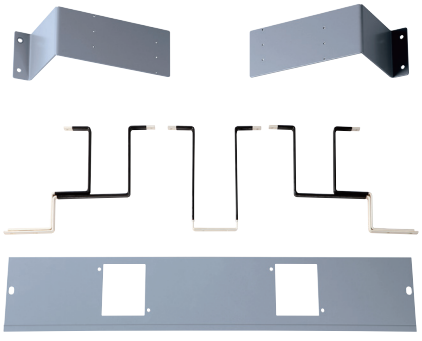

BSK LPB-3 UTE100 1P Double 3C

# LPB-3

## Neutral Kit Selection

• Select the suitable neutral kit from the table below

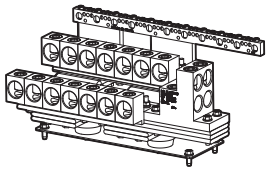

Neutral KIT L2 L0600 51P

| Lug Information | | Neutral Kit Information | |
|---|---|---|---|
| Incoming Lug | Neutral Pole Number | Description | Item Code |
| (4) 3/0-350 kcmil (CU)<br>(4) 3/0-500 kcmil (AL) | (14) 1/0-600 kcmil, (11) #8-1/0 and (30) #14-#6 (55 Holes total) | Neutral KIT L3 MCB L1200 55P | 7016001000 |
| (4) 3/0-600 kcmil (CU) | (10) 1/0-600 kcmil, (11) #8-1/0 and (30) #14-#6 (51 Holes total) | Neutral KIT L3 MLO L1200 51P | 7016001100 |

## Ground Kit Selection

• Select the suitable ground kit from the table below

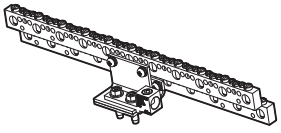

Ground KIT L2 L0125 82P

| Lug Information | | Ground Kit Information | |
|---|---|---|---|
| Incoming Lug | Ground Pole Number | Description | Item Code |
| (1) #6-2/0 (CU) | (11) #8-1/0 and (30) #14-#6 (41 Holes total) | Ground KIT L3 L0125 41P | 7017000900 |
| (1) #6-2/0 (CU) | 2 sets of (11) #8-1/0 and (30) #14-#6 (82 Holes total) | Ground KIT L3 L0125 82P | 7017001000 |

## Accessory Kit Selection

• Blank covers used to seal spaces where branch breakers are not installed
• Filler covers are used for single mounting in the double mounting type of the UTS150 and UTS250

Blank Cover 2X-4X

Blank Cover 5X-9X

Filler Cover

| Branch Breaker | | | Blank & Filler Cover Information | |
|---|---|---|---|---|
| Frame | Poles | X Units | Description | Item Code |
| | | 2 | ACC KIT BLANK L3 2X (10EA) EXP | 7019000900 |
| | | 3 | ACC KIT BLANK L3 3X (10EA) EXP | 7019001000 |
| | | 4 | ACC KIT BLANK L3 4X (10EA) EXP | 7019001100 |
| | | 5 | ACC KIT BLANK L3 5X (10EA) EXP | 7019001200 |
| | | 6 | ACC KIT BLANK L3 6X (5EA) EXP | 7019001300 |
| | | 7 | ACC KIT BLANK L3 7X (5EA) EXP | 7019001400 |
| | | 8 | ACC KIT BLANK L3 8X (5EA) EXP | 7019001500 |
| | | 9 | ACC KIT BLANK L3 9X (5EA) EXP | 7019001600 |
| UTS150<br>UTS250 | 2, 3 | | ACC KIT FILLER L3 UTS250 (10EA) EXP | 7019002400 |

# Molded Case Circuit Breakers

## Series Overview

| Frame | | UTE100 | | | UTE100 | | | UTE100 | | | UTS150 | | |
|---|---|---|---|---|---|---|---|---|---|---|---|---|---|
| Maximum rated current | | 100A | | | 100A | | | 100A | | | 150A | | |
| Number of poles | | 1 | | | 2 | | | 3 | | | 2, 3 | | |
| Breaker type | | E | N | H | E | N | H | E | N | H | N | H | L |
| UL489/CSA C22.2 | | UTE100 | | | UTE100 | | | UTE100 | | | UTS150 | | |
| Interrupting capacity (kA rms) AC (50/60HZ) UL, CSA, NOM | 120/240V | 50 | 65 | 100 | 50 | 65 | 100 | 50 | 65 | 100 | - | - | - |
| | 240V | 50 | 65 | 100 | 50 | 65 | 100 | 50 | 65 | 100 | 65 | 100 | 150 |
| | 277V | 25 | 35 | 65 | - | - | - | - | - | - | - | - | - |
| | 347V | 10 | 14 | 18 | - | - | - | - | - | - | - | - | - |
| | 480V | - | - | - | 25 | 35 | 65 | 25 | 35 | 65 | 35 | 65 | 100 |
| | 600V | - | - | - | - | - | - | - | - | - | 18 | 35 | 50 |
| | 600Y/347V | - | - | - | 14 | 18 | 18(35)**** | 14 | 18 | 18(35)**** | - | - | - |
| UL489 DC | | UTE100 | | | UTE100 | | | UTE100 | | | UTS150 | | |
| Interrupting capacity (kA) DC UL, CSA | 250V 2P | - | - | - | 16 | 25 | - | 16 | 25 | - | 35 | 50 | 65 |
| | 500V 3P | - | - | - | - | - | - | 25 | 35 | - | - | - | - |
| | 600V 3P | - | - | - | - | - | - | - | - | - | 35 | 50 | 65 |
| IEC 60947-2 | | UTE100 | | | UTE100 | | | UTE100 | | | UTS150 | | |
| Ultimate breaking capacity, (kA rms) AC 50/60Hz, Icu | 220/240V | 50 | 65 | 100 | 50 | 65 | 65 | 50 | 65 | 65 | 65 | 100 | 150 |
| | 380/415V | - | - | - | 25 | 35 | 35 | 25 | 35 | 35 | 35 | 65 | 100 |
| | 480/500V | - | - | - | - | - | - | - | - | - | 18 | 35 | 50 |
| Service breaking capacity, Ics (%Icu) | | 100% | | | 100% | | | 100% | | | 100% | | |
| Insulation voltage, Ui | | 750 Vac | | | 750 Vac | | | 750 Vac | | | 750 Vac | | |
| Impulse withstand voltage, Uimp | | 6 kVac | | | 8 kVac | | | 8 kVac | | | 8 kVac | | |
| Rated short-time withstand current (Icw) | | - | | | - | | | - | | | - | | |
| Utilization category | | A | | | A | | | A | | | A | | |
| TRIP UNITS F : Fixed A : Adjustable T : Thermal M : Magnetic E : Electronics | Amperes | 15~100A | | | 100A | | | 100A | | | 40~150A | | |
| | ATU * | - | | | - | | | - | | | ● | | |
| | FMU * | - | | | - | | | ● | | | ● | | |
| | FTU * | ● | | | ● | | | ● | | | ● | | |
| | ETS | - | | | - | | | - | | | ●(60,100,150A) | | |
| | ETM | - | | | - | | | - | | | - | | |
| | MCS ** | - | | | - | | | - | | | - | | |
| | DSU *** | - | | | - | | | - | | | - | | |
| | OCR | - | | | - | | | - | | | - | | |
| MCP | Amperes | - | | | - | | | - | | | 1.6~60A<br>100~150A | | |
| | MCP | - | | | - | | | - | | | ● | | |
| MCS | Amperes | 100A | | | 100A | | | 100A | | | 150A | | |
| | MCS | ● | | | ● | - | | ● | - | | ● | | |
| Weight(approximate) lbs.(kg) | 1-Pole | 0.96 (0.435) | | | - | | | - | | | - | | |
| | 2-Pole | | | | 1.64(0.74) | | | - | | | 3.44(1.56) | | |
| | 3-Pole | | | | - | | | 2.33(1.06) | | | 3.95(1.79) | | |
| Dimension Inches(mm) | W x H x D | W | H | D | W | H | D | W | H | D | W | H | D |
| | 1-Pole | 1.02(26) | 5.12(130) | 3.44(87.5) | - | - | - | - | - | - | - | - | - |
| | 2-Pole | - | - | - | 2.01(51) | 5.12(130) | 3.44(87.5) | - | - | - | 4.13(105) | 6.50(165) | 3.44(87.5) |
| | 3-Pole | - | - | - | - | - | - | 2.99(76) | 5.12(130) | 3.44(87.5) | 4.13(105) | 6.50(165) | 3.44(87.5) |

* FTU, FMU, ATU: UL489, IEC 60947-2 ** UL 489 Only *** IEC 60947-3 Only **** 15~30A: 35kA, 35~100A: 18kA

| UTS250 | | | UTS400 | | | UTS600 | | | UTS800 | | | UTS1200 | | | |
|---|---|---|---|---|---|---|---|---|---|---|---|---|---|---|---|
| 250A | | | 400A | | | 600A | | | 800A | | | 1200A | | | |
| 2, 3 | | | 2, 3 | | | 2, 3 | | | 3 | | | 3 | | | |
| N | H | L | N | H | L | N | H | L | N | H | L | N | H | P | L |
| UTS250 | | | UTS400 | | | UTS600 | | | UTS800 | | | UTS1200 | | | |
| - | - | - | - | - | - | - | - | - | - | - | - | - | - | - | - |
| 65 | 100 | 150 | 65 | 100 | 150 | 65 | 100 | 150 | 50 | 100 | 150 | 50 | 100 | 65 | 150 |
| - | - | - | - | - | - | - | - | - | - | - | - | - | - | - | - |
| - | - | - | - | - | - | - | - | - | - | - | - | - | - | - | - |
| 35 | 65 | 100 | 35 | 65 | 100 | 35 | 65 | 100 | 35 | 65 | 100 | 35 | 65 | 50 | 100 |
| 18 | 35 | 50 | 18 | 35 | 50 | 18 | 35 | 50 | 18 | 35 | 50 | 18 | 25 | 50 | 35 |
| - | - | - | - | - | - | - | - | - | - | - | - | - | - | - | - |
| UTS250 | | | UTS400 | | | UTS600 | | | UTS800 | | | UTS1200 | | | |
| 35 | 50 | 65 | 35 | 50 | 65 | 35 | 50 | 65 | - | | | - | | | |
| - | - | - | - | - | - | - | - | - | - | | | - | | | |
| 35 | 50 | 65 | 35 | 50 | 65 | 35 | 50 | 65 | - | | | - | | | |
| UTS250 | | | UTS400 | | | UTS600 | | | UTS800 | | | UTS1200 | | | |
| 65 | 100 | 150 | 65 | 100 | 150 | 65 | 100 | 150 | 65 | 100 | 150 | 50 | 100 | 65 | 150 |
| 35 | 65 | 100 | 35 | 65 | 100 | 35 | 65 | 100 | 35 | 65 | 100 | 35 | 65 | 50 | 100 |
| 18 | 35 | 50 | 18 | 35 | 50 | 18 | 35 | 50 | 18 | 35 | 50 | 25 | 35 | 50 | 50 |
| 100% | | | 100% | | | 100% | | | 100% | | | 100% | | | |
| 750 Vac | | | 750 Vac | | | 750 Vac | | | 1000 Vac | | | 1000 Vac | | | |
| 8 kVac | | | 8 kVac | | | 8 kVac | | | 8 kVac | | | 8 kVac | | | |
| - | | | - | | | - | | | 18kA | - | - | 25kA | - | 25kA | - |
| A | | | A | | | A | | | B | A | A | B | A | B | A |
| 150~250A | | | 250/300/350/400A | | | 500/600A | | | 400/600/630/800A | | | 800/1000/1200A | | | |
| ● | | | ● | | | ● | | | - | | | - | | | |
| ● | | | ● | | | ● | | | - | | | - | | | |
| ● | | | ● | | | ● | | | - | | | - | | | |
| ●(150, 250A) | | | ●(250, 400A) | | | ●(400, 600A) | | | - | | | - | | | |
| - | | | ●(250, 400A) | | | ●(400, 600A) | | | - | | | - | | | |
| - | | | - | | | - | | | - | | | - | | | |
| - | | | - | | | - | | | - | | | - | | | |
| - | | | - | | | - | | | ● | | | ● | | | |
| 220A | | | 320A | | | 500A | | | 800A | | | 1200A | | | |
| | | | | | | | | | | | | | | | |
| ● | | | ● | | | ● | | | ● | | | ● | | | |
| 250A | | | 400A | | | 600A | | | 800A | | | 1200A | | | |
| ● | | | ● | | | ● | | | ● | | | ● | | | |
| - | | | - | | | - | | | - | | | - | | | |
| 3.88(1.76) | | | 12.02(5.45) | | | 13.45(6.10) | | | - | | | - | | | |
| 4.49(2.04) | | | 13.89(6.30) | | | 15.79(7.16) | | | 31.35(14.22) | | | 40.28(18.27) | | | |
| W | H | D | W | H | D | W | H | D | W | H | D | W | H | D | |
| - | - | - | - | - | - | - | - | - | - | - | - | - | - | - | |
| 4.13(105) | 7.48(190) | 3.44(87.5) | 5.51(140) | 11.42(290) | 4.33(110) | 5.51(140) | 13.39(340) | 4.33(110) | - | - | - | - | - | - | |
| 4.13(105) | 7.48(190) | 3.44(87.5) | 5.51(140) | 11.42(290) | 4.33(110) | 5.51(140) | 13.39(340) | 4.33(110) | 8.27(210) | 12.88(327.2) | 6(152.5) | 8.27(210) | 16.26(413) | 6(152.5) | |

# Trip Units

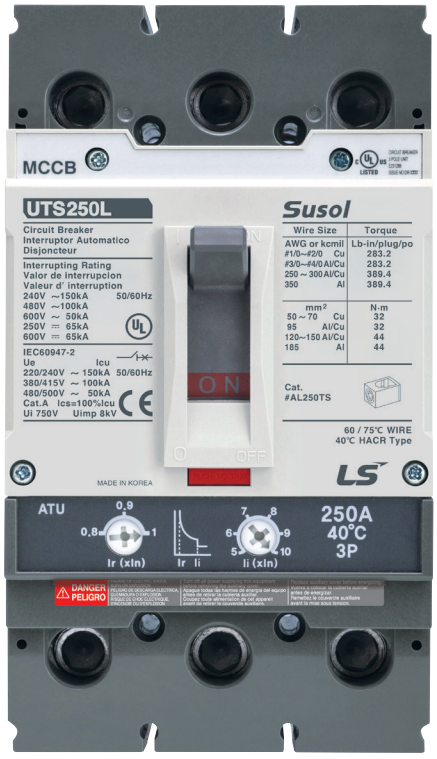


## Susol series offer various trip units

- **ATU** (Adjustable thermal & magnetic unit)
- **FMU** (Adjustable thermal, fixed magnetic unit)
- **FTU** (Fixed thermal & magnetic unit)
- **ETS** (Electronic trip unit for UTS150…UTS600)
- **ETM** (Electronic trip unit for UTS400, UTS600)
- **OCR** (Electronic trip unit for UTS800, UTS1200)

## Thermal Magnetic Trip Units

- UTE100...UTS600 frame
- 15-600 amperes
- Factory-installed
- Several versions by rated current and function

### FTU

- Fixed Thermal. 15A~600A
- Fixed Magnetic. 400A~6000A

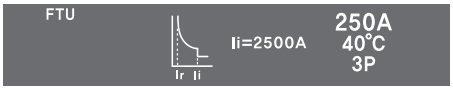


### ATU

- Adjustable Thermal. 100A~600A( 0.8~1 x In)
- Adjustable Magnetic. 500A~6000A(5~10 x In)

### FMU

- Adjustable Thermal. 25A~600A( 0.8~1 x In)
- Fixed Magnetic. 400A~6000A

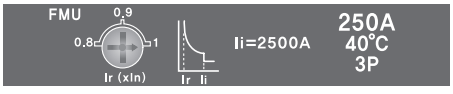


### MCP

- Adjustable Magnetic. 10A~6000A

### MCS

- Fixed Magnetic. 1000A~6000A

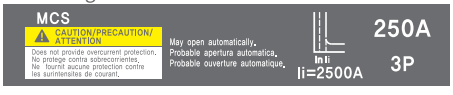


## Electronic trip units

- UTS150…UTS600 frame
- 15~600 amperes
- Factory-installed
- Several versions by rated current and function

### ETS

- Electronic trip unit for UTS150…UTS600

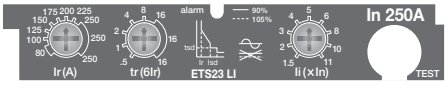


### ETM

- Electronic trip unit for UTS400, UTS600

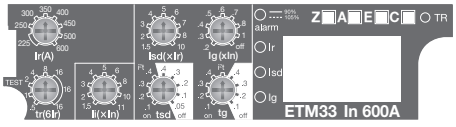

# Electronic Trip Units

- UTS800, UTS1200 Frame
- 400-1200 Amperes
- Factory-installed internal trip units
- Several versions by rated current and function

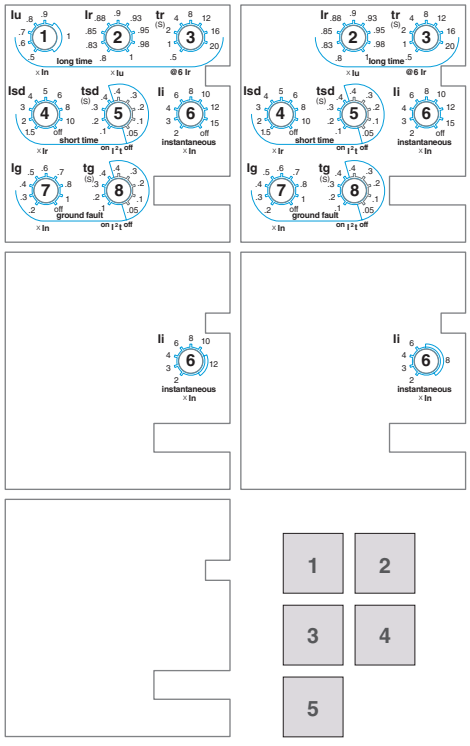

1. N, A type Knob information
2. P, S type Knob information
3. MCP800 type Knob information
4. MCP1200 type Knob information
5. MCS800/1200 type Knob information

# Dimensions

## LPB-1

### Interiors

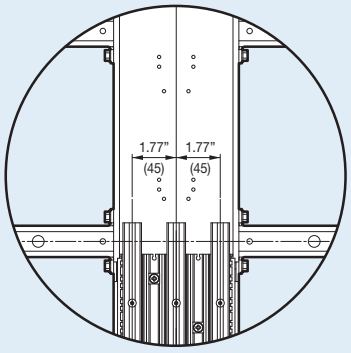


Detail

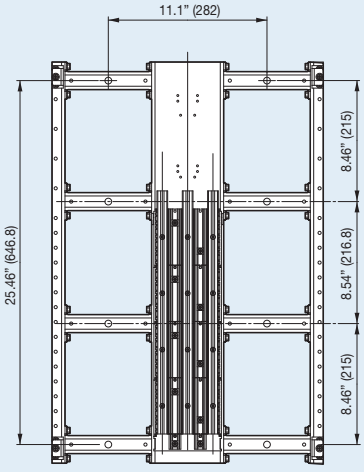


INT MLT L1 15X 100

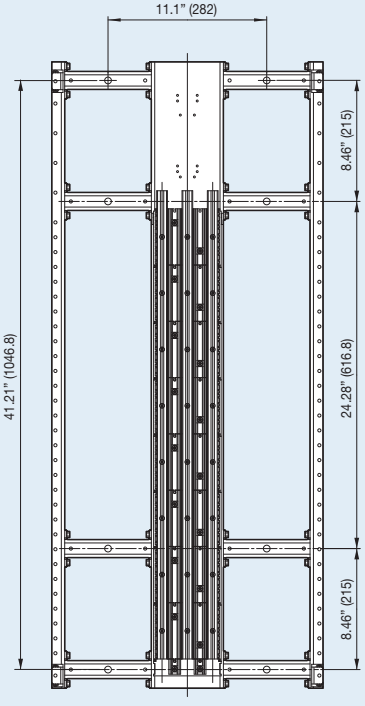


INT MLT L1 30X 100

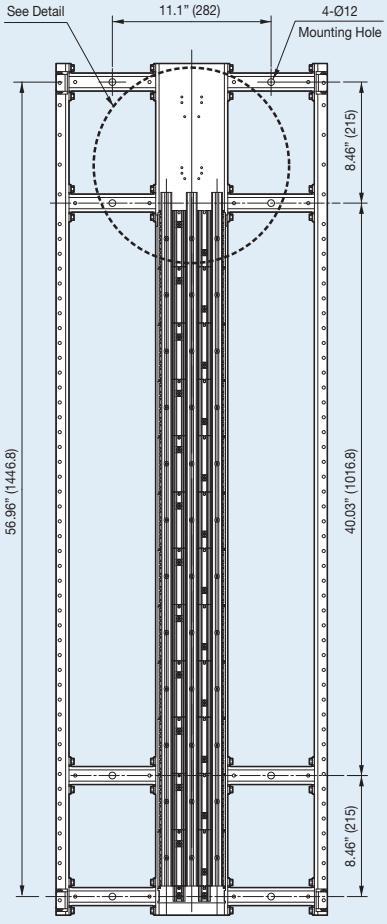


INT MLT L1 45X 100

Note) 1. Dimensions in ( ) are in mm
2. P-Cover is included in the interior

# LPB-1

## Interiors with P-Cover

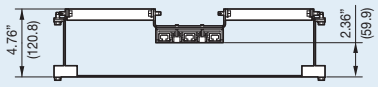


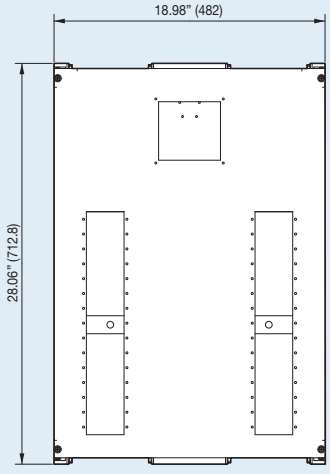


INT MLT L1 15X 100

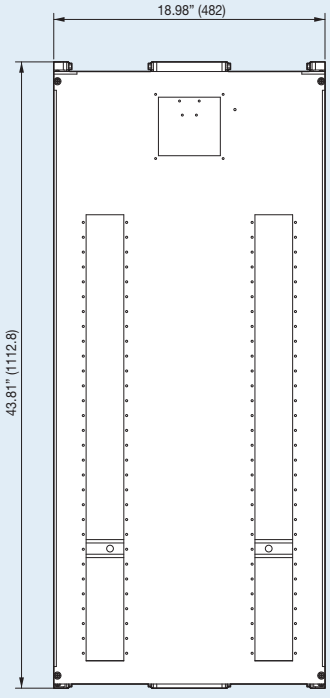


INT MLT L1 30X 100

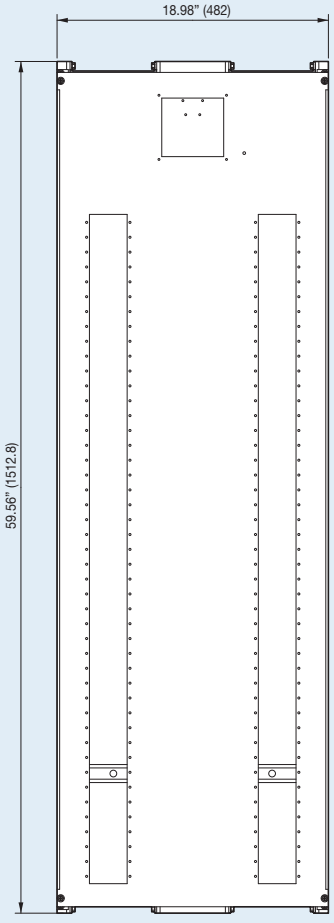


INT MLT L1 45X 100

# Dimensions

## LPB-2

### Interiors

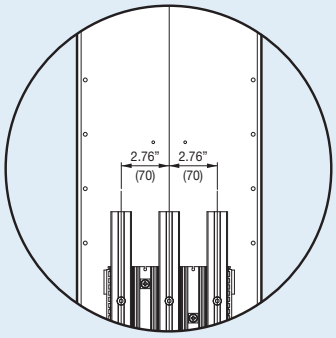


Detail

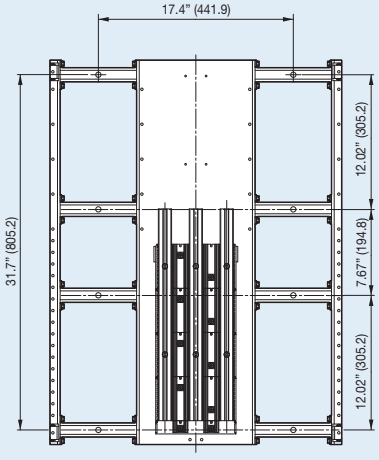


INT MLT L2 15X 250

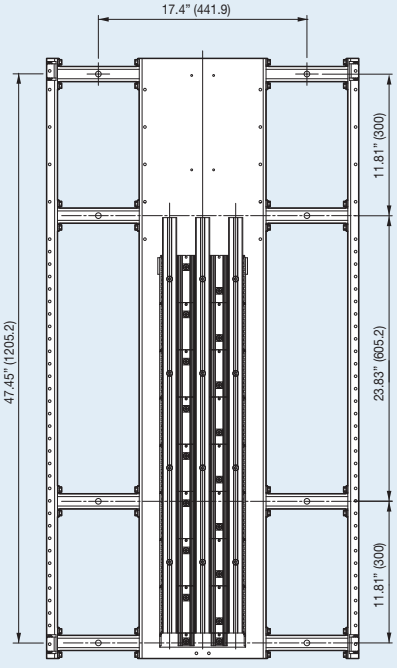


INT MLT L2 30X 250

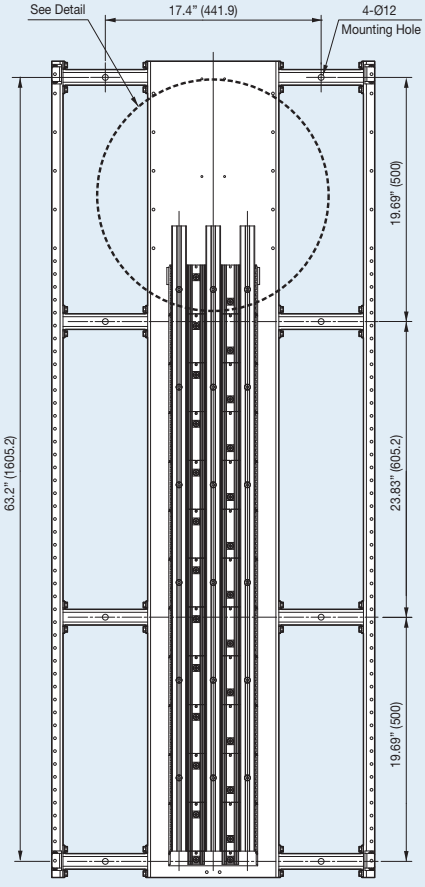


INT MLT L2 45X 2500

Note) 1. Dimensions in ( ) are in mm
2. P-Cover is included in the interior

# LPB-2

## Interiors with P-Cover

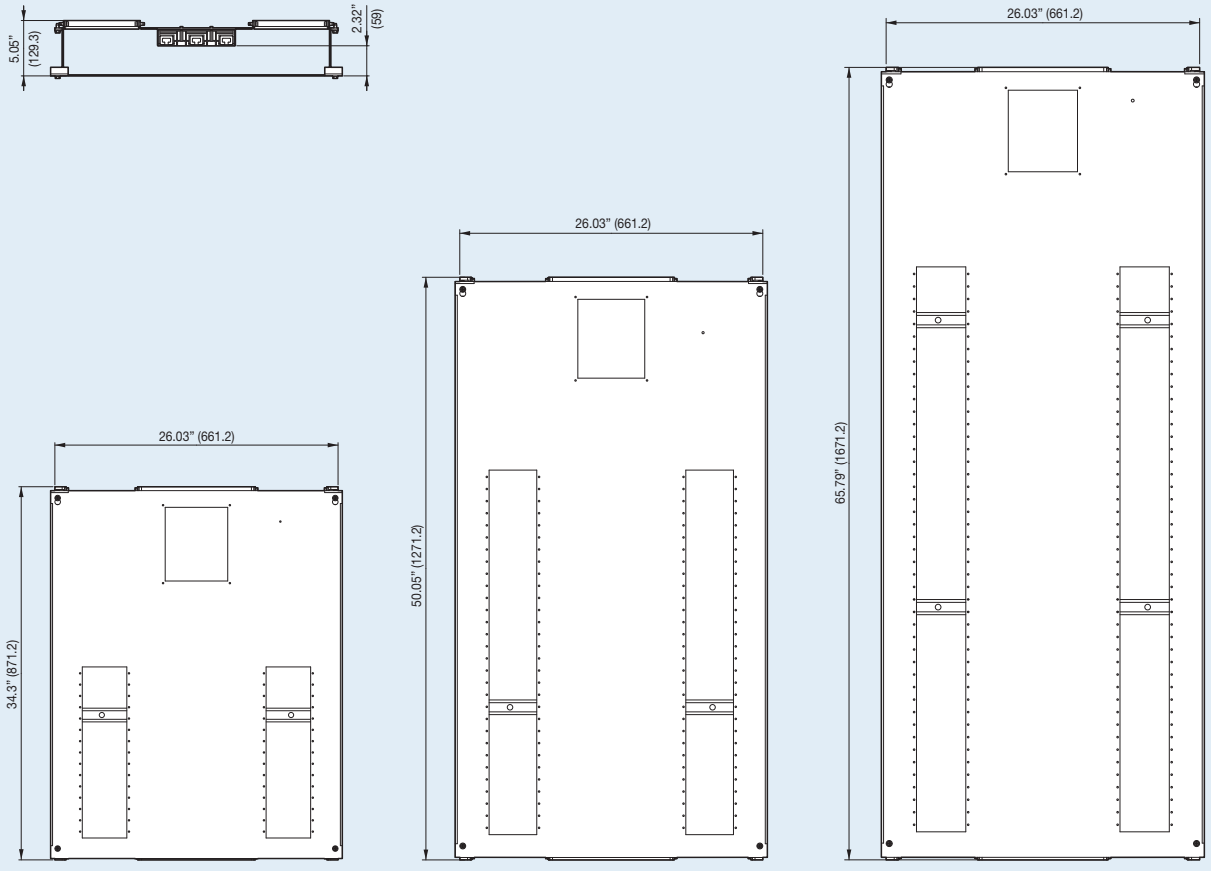


**INT MLT L2 15X 250** **INT MLT L2 30X 250** **INT MLT L2 45X 250**

# Dimensions

## LPB-3

### Interiors MCB Type

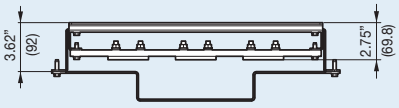


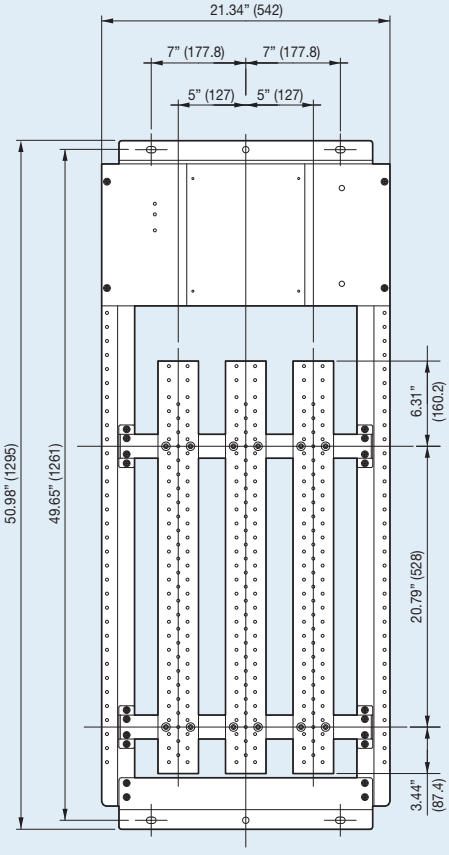


**INT MCB L3 28X**

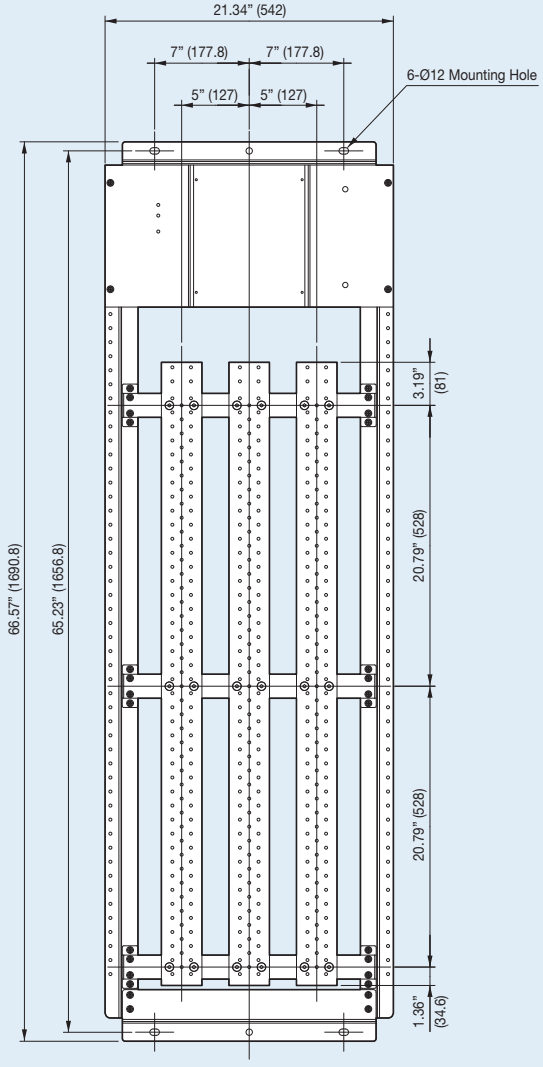


**INT MCB L3 43X**

Note) 1. Dimensions in ( ) are in mm
2. P-Cover is included in the bus strap kit
3. P-Cover is installed in the enclosure

# LPB-3

## Interiors MLO Type

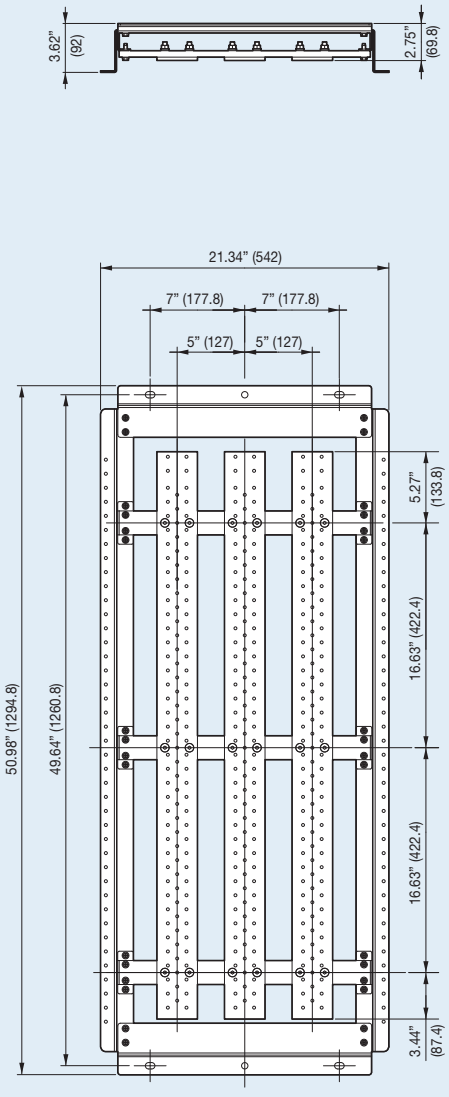


INT MLO L3 39X

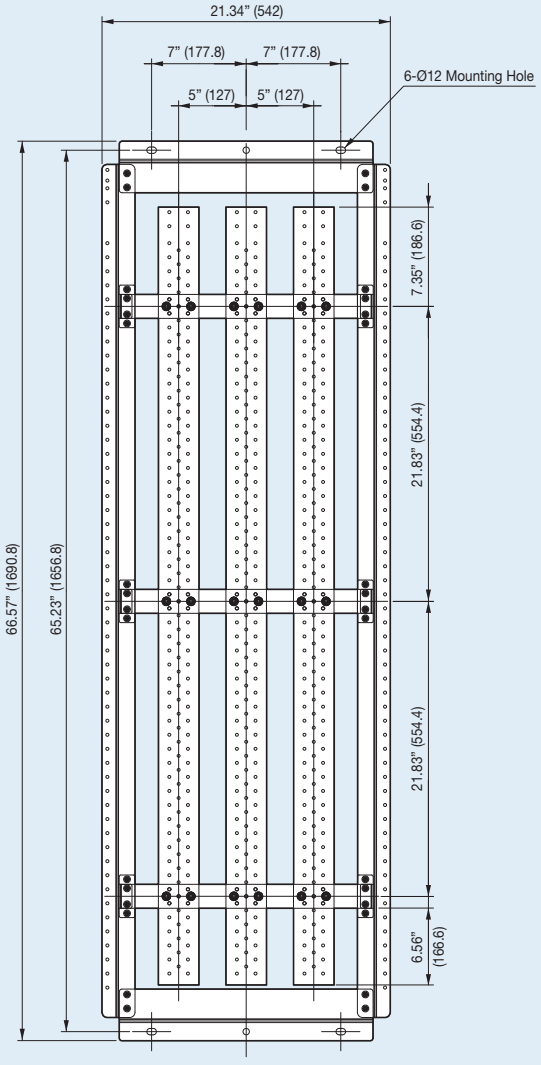


INT MLO L3 54X

# Installation Guide (Interior)

## LPB-1

**⚠ DANGER**

**HAZARD OF ELECTRIC SHOCK, BURN OR EXPLOSION**

1) This equipment must be installed and serviced only by qualified electrical personnel.
2) Turn off and lock out all power supplying this equipment before working on or inside equipment.
3) Replace all devices, doors, and covers before turning on power to this equipment.
4) Always verify that no voltage is present before working on or inside equipment, and always follow generally accepted safety procedures.

**FAILURE TO FOLLOW THESE INSTRUCTONS WILL RESULT IN DEATH OR SEVERE INJURY.**

| TORQUE VALUES FOR CONNECTIONS | | | |
|---|---|---|---|
| BOLT SIZE | kgf·cm | N·m | lbf·in |
| BOLT, (+-)HEX FLANGE, 1/4"-20 UNC-2A, L5/8" | 244.3 | 24.0 | 212.42 |
| NUT, HEX, M10 | 499.2 | 49.0 | 434 |

### Instruction Sheet (LPB1 Interior)

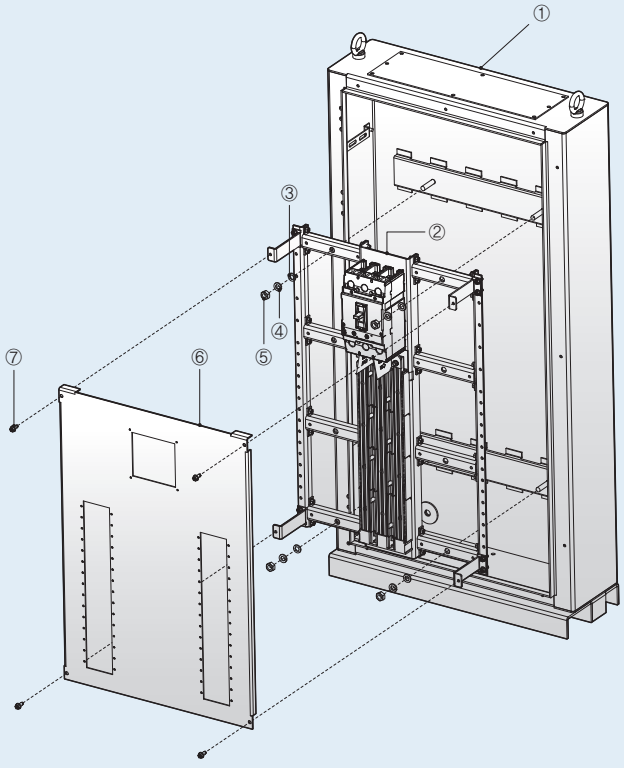


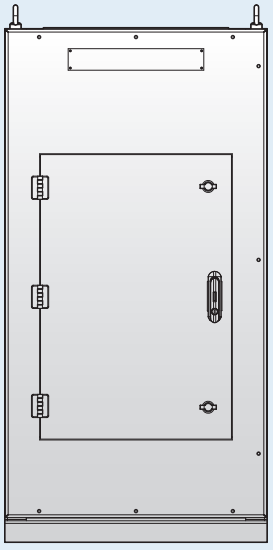

| ITEM | DESCRIPTION | SPECIFICATION |
|---|---|---|
| 1 | ENCLOSURE | |
| 2 | INT MLT L1 | |
| 3 | WASHER, PLAIN, D10 | |
| 4 | WASHER, SPRING LOCK, D10 | |
| 5 | NUT, HEX, M10 | |
| 6 | PROTECTOR(MECH) | |
| 7 | BOLT, (+-)HEX FLANGE, 1/4"-20 UNC-2A, L5/8" | |

# LPB-1

| TORQUE VALUES FOR CONNECTIONS | | | |
|---|---|---|---|
| BOLT SIZE | kgf·cm | N·m | lbf·in |
| BOLT, (+-)HEX FLANGE, 1/4"-20 UNC-2A, L5/8" | 244.3 | 24.0 | 212.42 |
| NUT, HEX, M10 | 499.2 | 49.0 | 434 |

## Instruction Sheet (LPB1 LUG type)

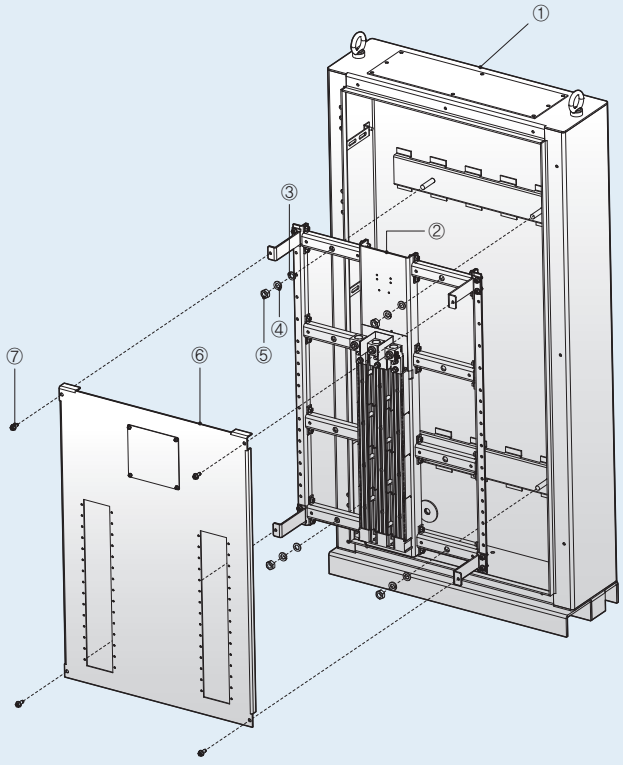


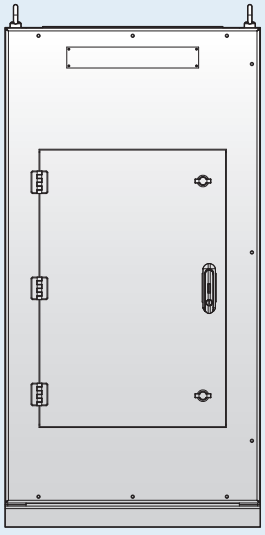

| ITEM | DESCRIPTION | SPECIFICATION |
|---|---|---|
| 1 | ENCLOSURE | |
| 2 | INT MLT L1 | |
| 3 | WASHER, PLAIN, D10 | |
| 4 | WASHER, SPRING LOCK, D10 | |
| 5 | NUT, HEX, M10 | |
| 6 | PROTECTOR(MECH) | |
| 7 | BOLT, (+-)HEX FLANGE, 1/4"-20 UNC-2A, L5/8" | |

# Installation Guide (Interior)

## LPB-2

**⚠ DANGER**

**HAZARD OF ELECTRIC SHOCK, BURN OR EXPLOSION**

1) This equipment must be installed and serviced only by qualified electrical personnel.
2) Turn off and lock out all power supplying this equipment before working on or inside equipment.
3) Replace all devices, doors, and covers before turning on power to this equipment.
4) Always verify that no voltage is present before working on or inside equipment, and always follow generally accepted safety procedures.

**FAILURE TO FOLLOW THESE INSTRUCTONS WILL RESULT IN DEATH OR SEVERE INJURY.**

| TORQUE VALUES FOR CONNECTIONS | | | |
|---|---|---|---|
| BOLT SIZE | kgf·cm | N·m | lbf·in |
| BOLT, (+-)HEX FLANGE, 1/4"-20 UNC-2A, L5/8" | 244.3 | 24.0 | 212.42 |
| NUT, HEX, M10 | 499.2 | 49.0 | 434 |

### Instruction Sheet (LPB2 Interior)

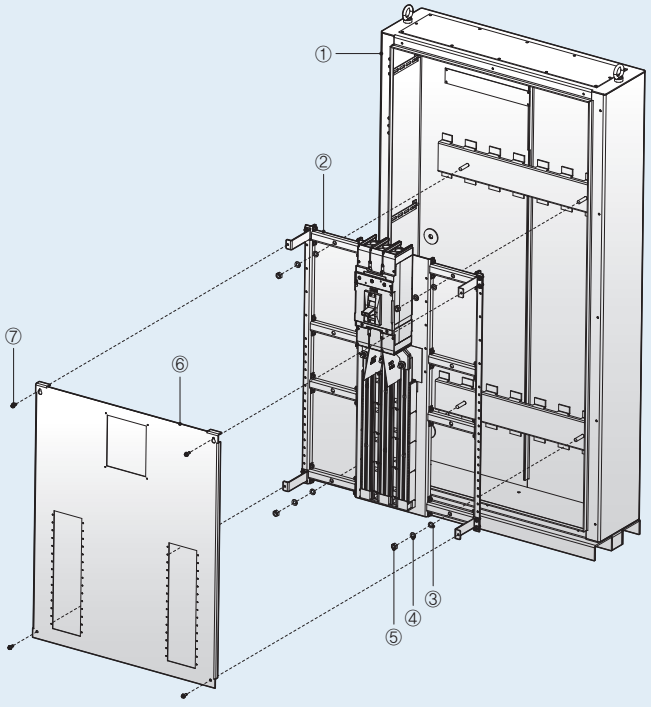


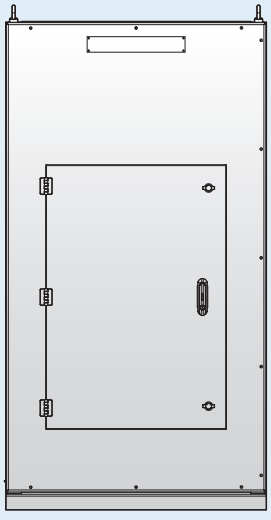

| ITEM | DESCRIPTION | SPECIFICATION |
|---|---|---|
| 1 | ENCLOSURE | |
| 2 | INT MLT L2 | |
| 3 | WASHER, PLAIN, D10 | |
| 4 | WASHER, SPRING LOCK, D10 | |
| 5 | NUT, HEX, M10 | |
| 6 | PROTECTOR(MECH) | |
| 7 | BOLT, (+-)HEX FLANGE, 1/4"-20 UNC-2A, L5/8" | |

# LPB-2

| TORQUE VALUES FOR CONNECTIONS | | | |
|---|---|---|---|
| BOLT SIZE | kgf·cm | N·m | lbf·in |
| BOLT, (+-)HEX FLANGE, 1/4"-20 UNC-2A, L5/8" | 244.3 | 24.0 | 212.42 |
| NUT, HEX, M10 | 499.2 | 49.0 | 434 |

## Instruction Sheet (LPB2 LUG type)

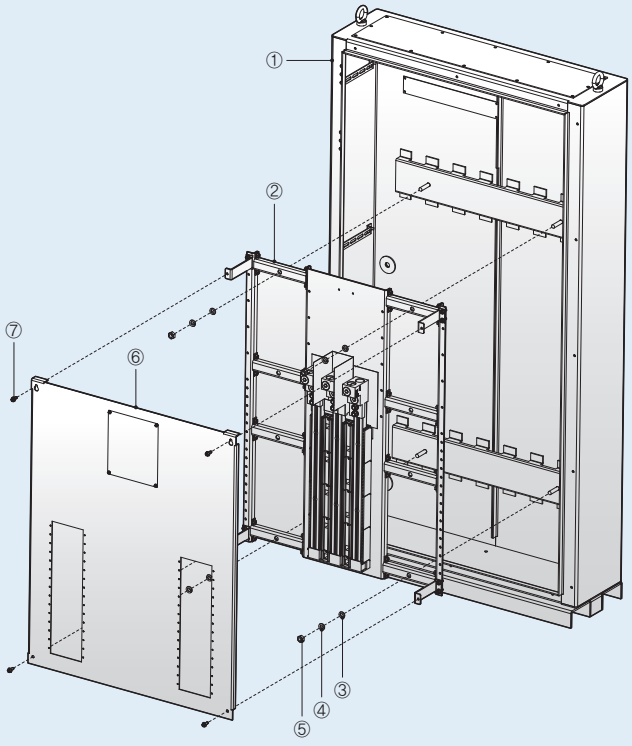


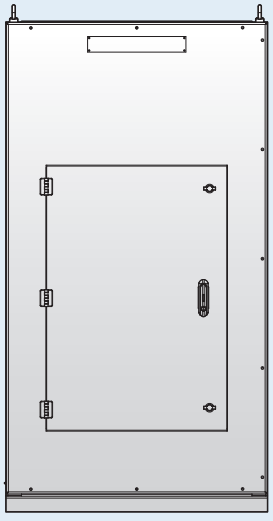

| ITEM | DESCRIPTION | SPECIFICATION |
|---|---|---|
| 1 | ENCLOSURE | |
| 2 | INT MLT L2 | |
| 3 | WASHER, PLAIN, D10 | |
| 4 | WASHER, SPRING LOCK, D10 | |
| 5 | NUT, HEX, M10 | |
| 6 | PROTECTOR(MECH) | |
| 7 | BOLT, (+-)HEX FLANGE, 1/4"-20 UNC-2A, L5/8" | |

# Installation Guide (Interior)

## LPB-3

**⚠ DANGER**

**HAZARD OF ELECTRIC SHOCK, BURN OR EXPLOSION**

1) This equipment must be installed and serviced only by qualified electrical personnel.
2) Turn off and lock out all power supplying this equipment before working on or inside equipment.
3) Replace all devices, doors, and covers before turning on power to this equipment.
4) Always verify that no voltage is present before working on or inside equipment, and always follow generally accepted safety procedures.

**FAILURE TO FOLLOW THESE INSTRUCTONS WILL RESULT IN DEATH OR SEVERE INJURY.**

| TORQUE VALUES FOR CONNECTIONS | | | |
|---|---|---|---|
| BOLT SIZE | kgf·cm | N·m | lbf·in |
| BOLT, (+-)HEX FLANGE, 1/4"-20 UNC-2A, L5/8" | 244.3 | 24.0 | 212.42 |
| NUT, HEX, M10 | 499.2 | 49.0 | 434 |

### Instruction Sheet (LPB3 MCCB type)

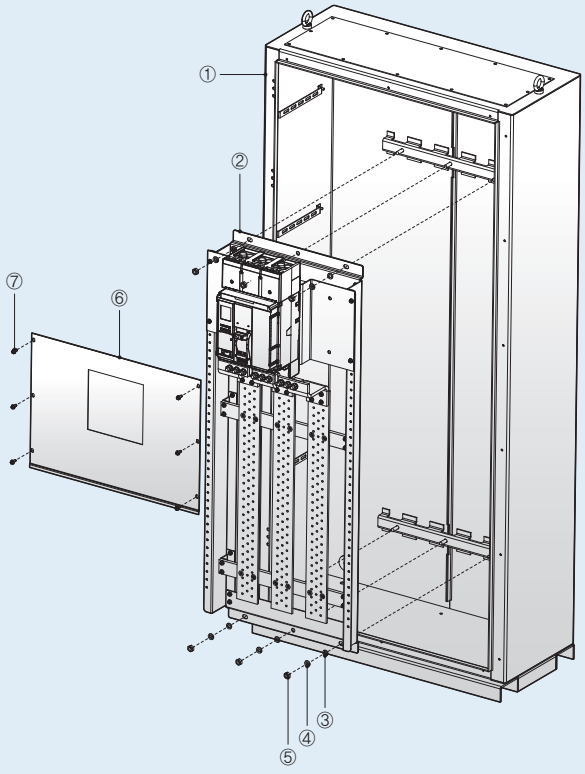


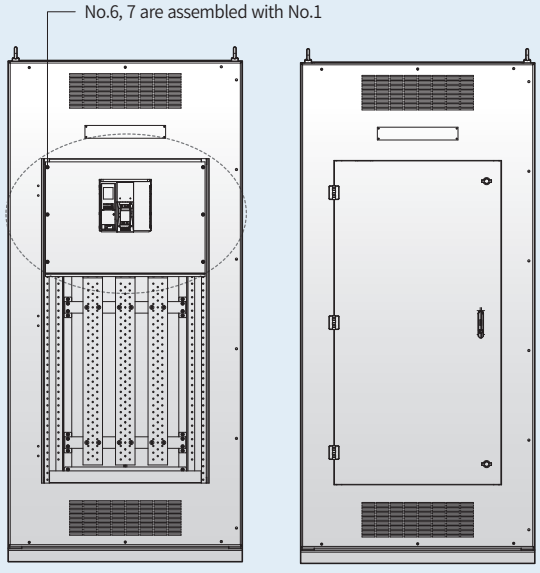


| ITEM | DESCRIPTION | SPECIFICATION |
|---|---|---|
| 1 | ENCLOSURE | |
| 2 | INT MCB L3 | |
| 3 | WASHER, PLAIN, D10 | |
| 4 | WASHER, SPRING LOCK, D10 | |
| 5 | NUT, HEX, M10 | |
| 6 | PROTECTOR(MECH) | |
| 7 | BOLT, (+-)HEX FLANGE, 1/4"-20 UNC-2A, L5/8" | |

# LPB-3

| TORQUE VALUES FOR CONNECTIONS | | | |
|---|---|---|---|
| BOLT SIZE | kgf·cm | N·m | lbf·in |
| BOLT, (+-)HEX FLANGE, 1/4"-20 UNC-2A, L5/8" | 244.3 | 24.0 | 212.42 |
| NUT, HEX, M10 | 499.2 | 49.0 | 434 |

## Instruction Sheet (LPB3 LUG type)

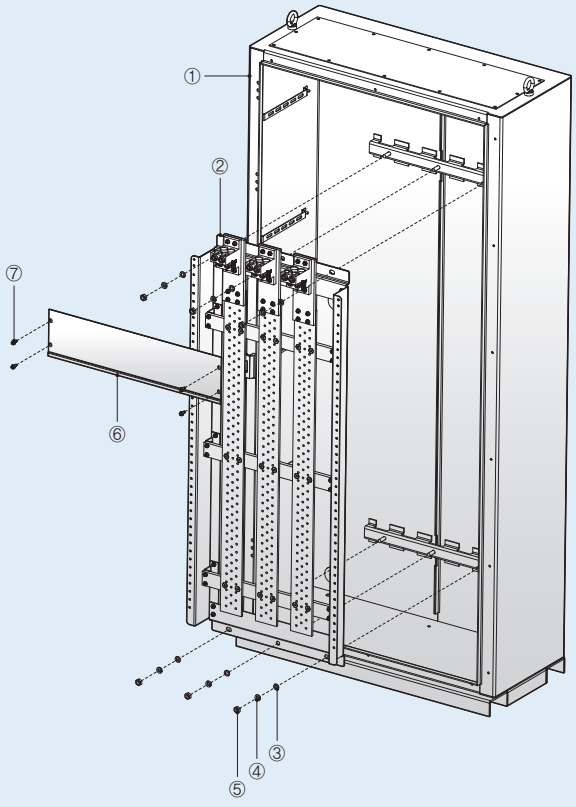


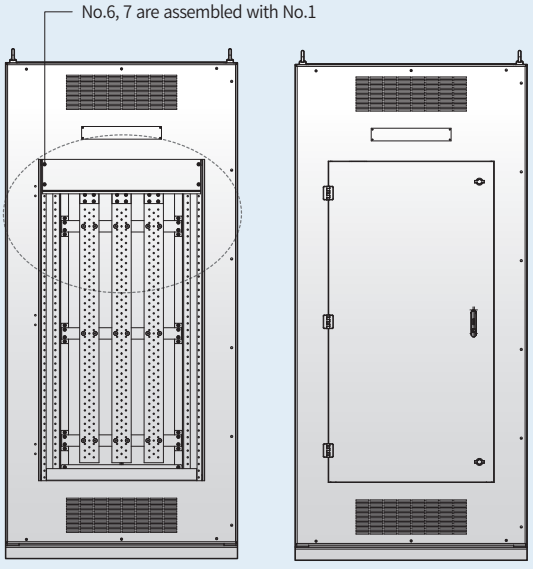


| ITEM | DESCRIPTION | SPECIFICATION |
|---|---|---|
| 1 | ENCLOSURE | |
| 2 | INT MLO L3 | |
| 3 | WASHER, PLAIN, D10 | |
| 4 | WASHER, SPRING LOCK, D10 | |
| 5 | NUT, HEX, M10 | |
| 6 | PROTECTOR(MECH) | |
| 7 | BOLT, (+-)HEX FLANGE, 1/4"-20 UNC-2A, L5/8" | |

## LPB-1

### INSTRUCTION SHEET (INSTALLATION FOR UTE100 SINGLE, DOUBLE)

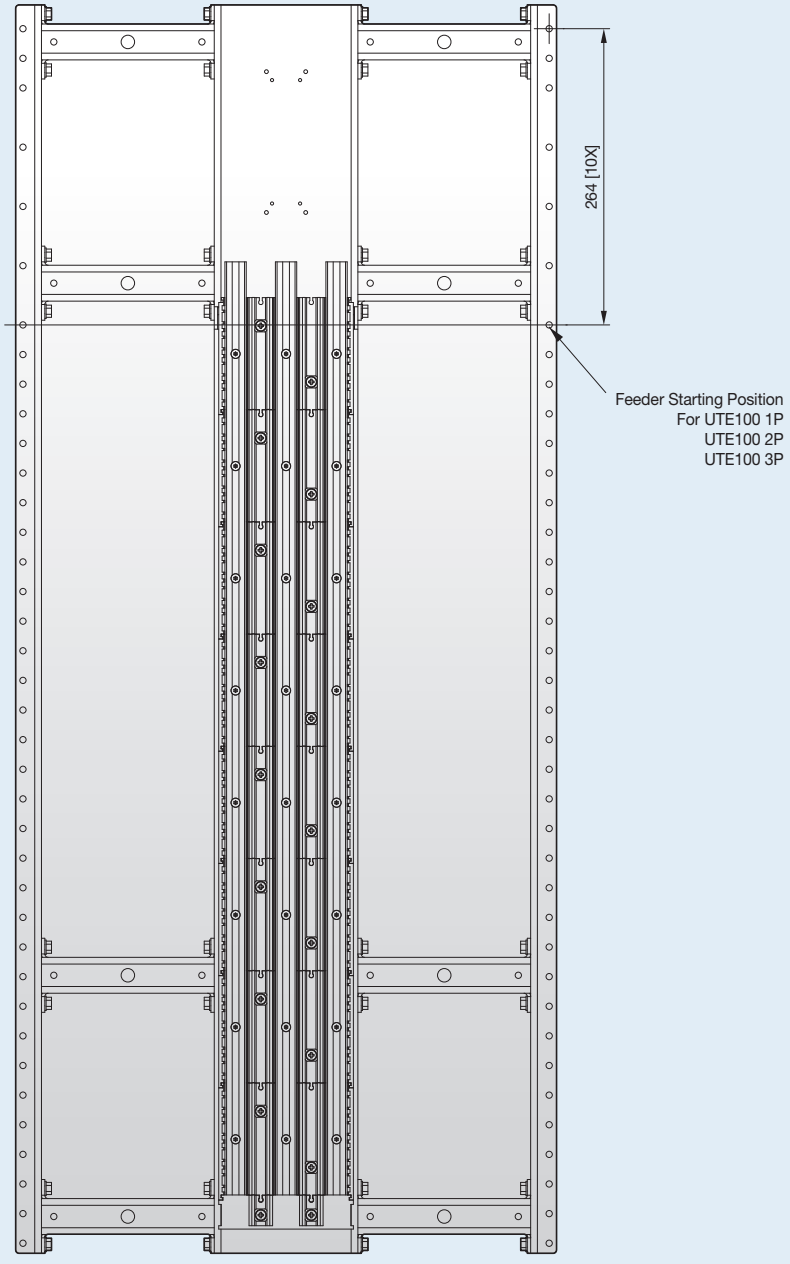

# LPB-2

## INSTRUCTION SHEET (INSTALLATION FOR UTE100 ~ UTS250 SINGLE, DOUBLE)

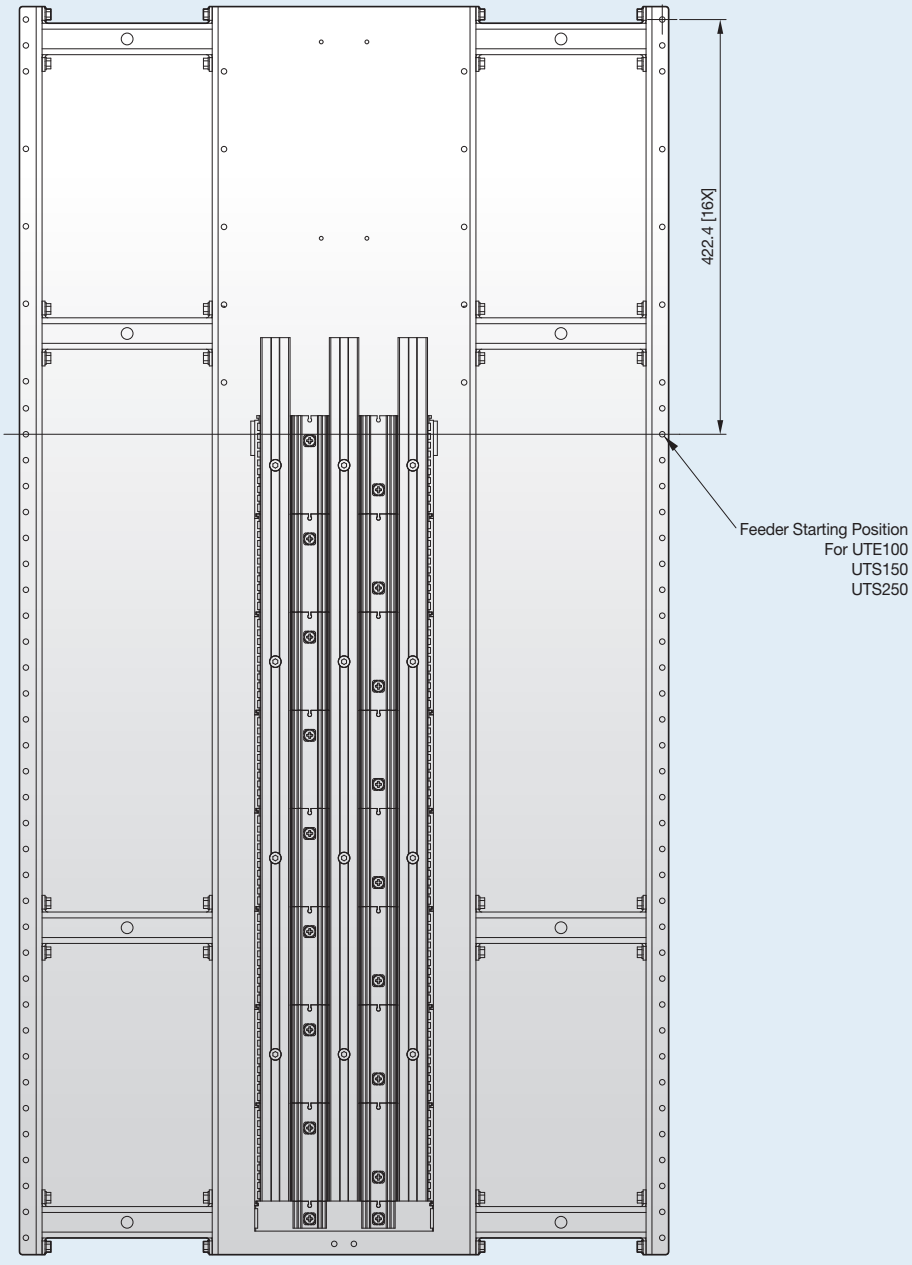

## LPB-3

### INSTRUCTION SHEET (INSTALLATION FOR UTE100 ~ UTS1200 SINGLE, DOUBLE)

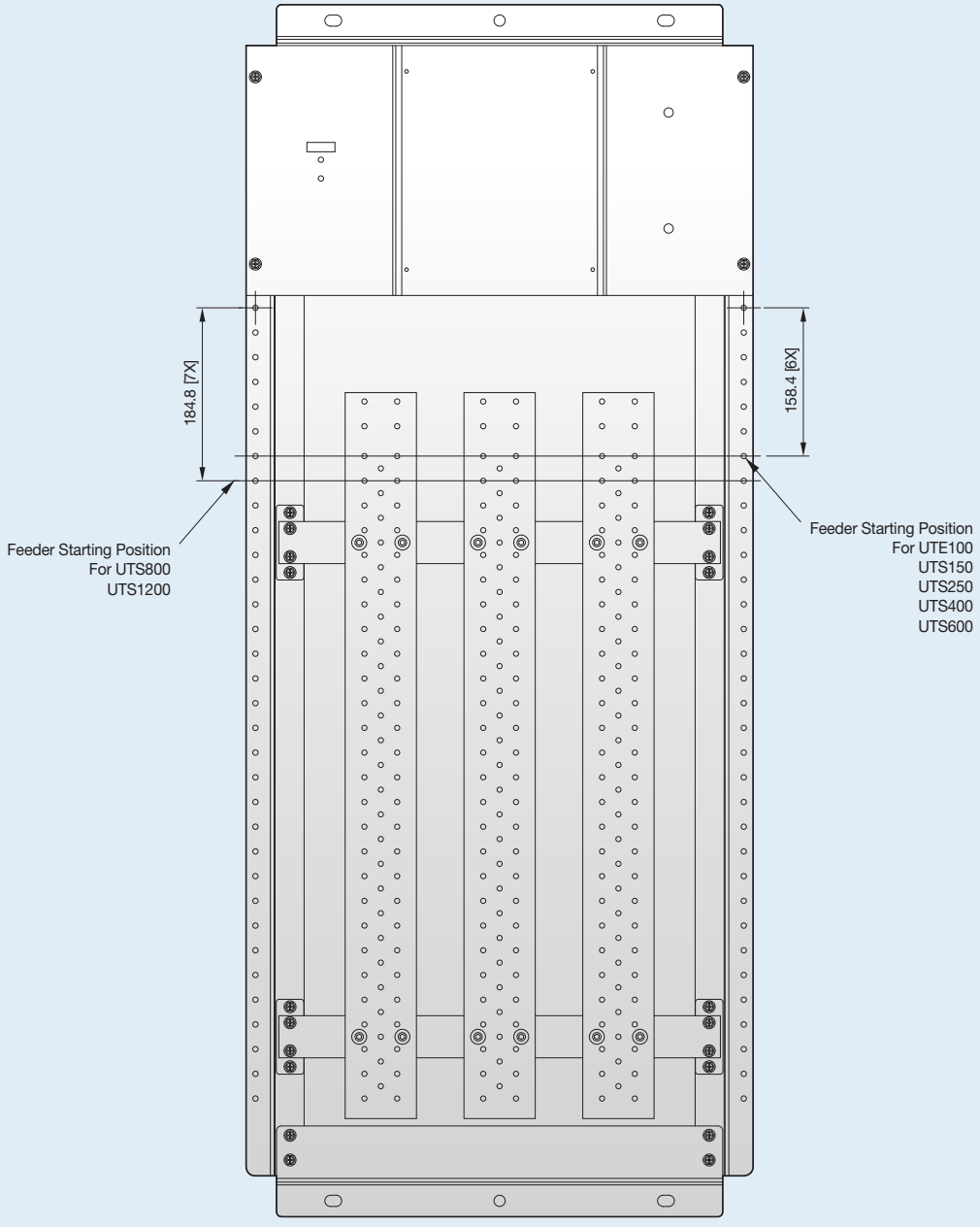

# LPB-3

## INSTRUCTION SHEET (INSTALLATION FOR UTE100 ~ UTS1200 SINGLE, DOUBLE)

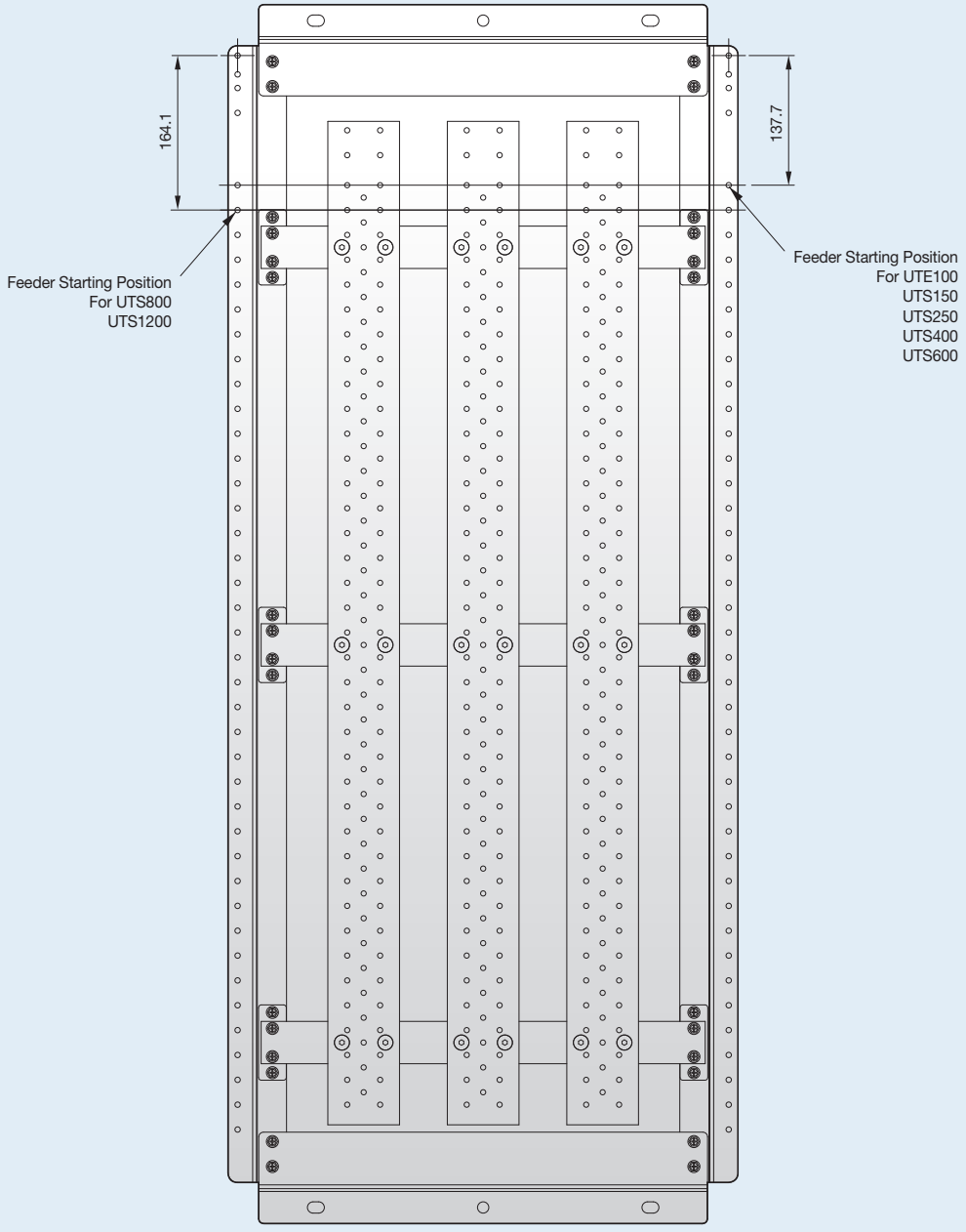

## Panelboard Configuration Example




| Specification | |
|---|---|
| Type | LPB-2 |
| Voltage | 480Y / 277V |
| Ampere | 600A |
| System | 3-phase, 4-wire |
| Main | Main Breaker |
| Branches | 6-250/3P (UTS250)<br>4-150/3P (UTS150)<br>5-100/3P (UTE100)<br>4-100/2P (UTE100)<br>4-100/1P (UTE100) |
| Feed | Top |

### Bill of Material

| No. | Description | Item Code | Order Q'ty | Remark |
|---|---|---|---|---|
| 1 | INT MLT L2 45X 250 | 7013001800 | 1 | |
| 2 | MKIT MCB L2 UTS400/UTS600 | 7015002500 | 1 | |
| 3 | BSK L2 UTS250 3P D | 7014007100 | 2 | |
| 4 | BSK L2 UTS250 3P S | 7014007000 | 2 | Includes blank cover |
| 5 | BSK L2 UTS150 3P D | 7014006900 | 2 | |
| 6 | BSK L2 UTE100 3P D | 7014006700 | 2 | Includes filler covers |
| 7 | BSK L2 UTE100 2P D | 7014006600 | 2 | Includes filler covers |
| 8 | BSK L2 UTE100 1P D | 7014006500 | 1 | Includes filler covers |
| 9 | BSK L2 UTE100 3P S | 7014006400 | 1 | Includes blank and filler covers |
| 10 | Neutral KIT L2 L0600 51P | 7016000900 | 1 | |
| 11 | Ground KIT L2 L0125 41P | 7017000700 | 1 | |
| 12 | ACC KIT BLANK L2 1×(10EA) EXP | 7019000500 | 1 | |
| 13 | ACC KIT BLANK L2 3×(10EA) EXP | 7019000700 | 1 | |
| 14 | ACC KIT BLANK L2 4×(10EA) EXP | 7019000800 | 1 | |

Note) Enclosure is not included, and the drawings necessary for production can be found in the website's download center

# Minimum Enclosure Dimension for LPB Series

| Type | Frame | Minimum Enclosure Dimension | | | Ventilation Openings | Branch Breaker |
|---|---|---|---|---|---|---|
| | | Width | Height | Depth | | |
| LPB-1 | 250AF | 24 (610) | 45 (1143)<br>60 (1524)<br>75 (1905)<br>90 (2286) | 8 (204) / 3R 12 (305) | Not Required | |
| LPB-2 | 400AF | 33 (839) | 60 (1524)<br>75 (1905)<br>90 (2286) | 10 (254) / 3R 14 (356) | Not Required | |
| | 600AF | 33 (839) | 60 (1524)<br>75 (1905)<br>90 (2286) | 10 (254) / 3R 14 (356) | Upper requires 6,000 $mm^2$<br>(5mm×50mm hole, 8×3 pattern)<br>Lower requires 6,000 $mm^2$<br>(5mm×50mm hole, 8×3 pattern) | |
| LPB-3 | 1200AF | 28 (712) | 75 (1905)<br>90 (2286) | 16 (407) | Upper requires 28,000 $mm^2$<br>(5mm×50mm hole, 8×14 pattern)<br>Lower requires 16,000 $mm^2$<br>(5mm×50mm hole, 8×8 pattern) | ~250AF |
| | 1200AF | 36 (915) | 75 (1905)<br>90 (2286) | 16 (407) | Upper requires 28,000 $mm^2$<br>(5mm×50mm hole, 8×14 pattern)<br>Lower requires 28,000 $mm^2$<br>(5mm×50mm hole, 8×14 pattern) | ~800AF |
| | 1200AF | 40 (1016) | 75 (1905)<br>90 (2286) | 16 (407) | Upper requires 56,000 $mm^2$<br>(5mm×50mm hole, 8×28 pattern)<br>Lower requires 28,000 $mm^2$<br>(5mm×50mm hole, 8×14 pattern) | ~1200AF |

Note) 1. Dimension in ( ) are in mm
2. Minimum enclosure height varies depending on the type of interior

## Lug Information for LPB Series

M: Main Lug N: Neutral G: Ground


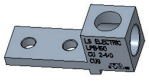
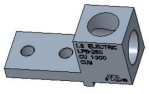



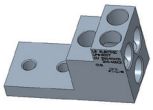



| Model | Cable Size (CU) | Cable Size (AL) | AWG / MCM | Torque / lb-in | Torque / N-m | LPB-1 | | | LPB-2 | | | LPB-3 | | |
|---|---|---|---|---|---|---|---|---|---|---|---|---|---|---|
| | | | | | | M | N | G | M | N | G | M | N | G |
| LPB-125 | #6-2/0 | - | #6-#4 | 110 | 12.4 | | | | | | | | | |
| | | | #3-#1 | 150 | 16.9 | ● | | ● | | ● | | | ● | |
| | | | 1/0-2/0 | 180 | 20.3 | | | | | | | | | |
| LPB-150 | #2-4/0 | - | #2-#1 | 150 | 16.9 | | | | | | | | | |
| | | | 1/0-2/0 | 180 | 20.3 | ● | | ● | | ● | ● | | ● | ● |
| | | | 3/0-4/0 | 250 | 28.2 | | | | | | | | | |
| LPB-250 | #1-300 kcmil | - | #1 | 150 | 16.9 | | | | | | | | | |
| | | | 1/0-2/0 | 180 | 20.3 | ● | ● | ● | | ● | | | ● | |
| | | | 3/0-4/0 | 250 | 28.2 | | | | | | | | | |
| LPB-400S | 1/0-600 kcmil | 1/0-750 Kcmil * 700-750 Compact wire only | 250-300kcmil | 325 | 36.7 | | | | | | | | | |
| | | | 1/0-300kcmil | 400 | 45.0 | | | | ● | | | | | |
| | | | 350-750kcmil | 530 | 60.0 | | | | | | | | | |
| LPB-400D | (2) #3-4/0 | - | #3-#1 | 150 | 16.9 | | | | | | | | | |
| | | | 1/0-2/0 | 180 | 20.3 | | | | ● | | | | | |
| | | | 3/0-4/0 | 250 | 28.2 | | | | | | | | | |
| LPB-800D | (2) 3/0-600 kcmil | - | 3/0-4/0 | 250 | 28.2 | | | | | | | | | |
| | | | 250-400kcmil | 325 | 36.7 | | | | ● | ● | | | ● | |
| | | | 500-600kcmil | 375 | 42.4 | | | | | | | | | |
| LPB-800T | (3) 300-400 kcmil | - | 300-400kcmil | 500 | 56.5 | | | | | | | ● | | |
| LPB-1200 | (4) 3/0-350 kcmil | (4) 3/0-500 Kcmil * 400-500 Compact wire only | 3/0-500kcmil | 400 | 45.0 | | | | | | | ● | | |
| LPB-Multi | #8-1/0 | - | #8 | 40 | 4.5 | | | | | | | | | |
| | | | #6-#4 | 45 | 5.1 | | | | | | | | | |
| | | | #2-1/0 | 50 | 5.7 | | ● | ● | | ● | ● | | ● | ● |
| | #14-#6 | | #14-#10 | 15 | 1.7 | | | | | | | | | |
| | | | #8-#6 | 25 | 2.8 | | | | | | | | | |

# Memo

# Memo

**LS ELECTRIC America Inc. Chicago Head Office**
625 Heathrow Dr, Lincolnshire, IL 60069, USA
Tel: 1-224-352-2265 E-Mail: sales.us@lselectricamerica.com

**Headquarter**
127 LS-ro (Hogye-dong) Dongan-gu, Anyang-si, Gyeonggi-Do, 14119, Korea

**Seoul Office**
LS Yongsan Tower, 92, Hangang-daero, Yongsan-gu, Seoul, 04386, Korea
TEL: 82-2-2034-4916, 4684, 4429

**China**

LS ELECTRIC (Dalian) Co., Ltd.
+86-411-8730-7560
china.dalian@lselectric.com.cn

LS ELECTRIC (Wuxi) Co., Ltd.
+86-510-8534-6666
china.wuxi@lselectric.com.cn

LS ELECTRIC (Lishui) Co., Ltd.
+86-133-6207-7980
china.lishui@lselectric.com.cn

Shanghai Office
+86-21-5237-9977
china@lselectric.com.cn

Beijing Office
+86-10-5095-1631
china@lselectric.com.cn

Guangzhou Office
+86-20-3818-2883
china@lselectric.com.cn

Qingdao Office
+86-532-8501-2065
china@lselectric.com.cn

Chengdu Office
+86-28-8670-3201
china@lselectric.com.cn

Nanjing Office
+86-25-8467-0005
china@lselectric.com.cn

**India**

India Office
+91-80-6142-9108
Info_india@ls-electric.com

**Indonesia**

PT. LS ELECTRIC INDONESIA
+62-21-2933-7614
indonesia@ls-electric.com

PT SYMPHOS ELECTRIC
+62-81-1900-1474
marketing@symphos-weltraf.com

**Italy**

Italy office
+39-030-8081-833
italia@ls-electric.com

**Japan**

LS ELECTRIC Japan Co., Ltd.
+81-3-6268-8241
japan@ls-electric.com

Tokyo Office
+81-3-6268-8241
tokyo@ls-electric.com

**Netherlands**

LS ELECTRIC Europe B.V.
+31-20-654-1424
europartner@ls-electric.com

**Russia**

Moscow Office
+7-499-682-6130
info@lselectric-ru.com

**Singapore**

Singapore Office
+65-6958-8162
singapore@ls-electric.com

**Spain**

LS ELECTRIC IBERIA S.L.U.
+34-910-28-02-74
iberia@ls-electric.com

**Thailand**

Bangkok Office
+66-2-128-0295
thailand@ls-electric.com

**Türkiye**

LS ELECTRIC Türkiye Co., Ltd.
+90-212-806-1252
turkiye@ls-electric.com

**U.A.E**

LS ELECTRIC Middle East FZE (Dubai)
+971-4-886-5360
middleeast@ls-electric.com

**USA**

LS ELECTRIC America Inc.
+1-800-891-2941
sales.us@lselectricamerica.com

LS ENERGY SOLUTIONS LLC
+1-980-221-0654
cmfeldman@ls-es.com

MCM Engineering II
+1-435-865-0125
sales.us@lselectricamerica.com

America Western Office
+1-949-333-3140
america@ls-electric.com

America Bastrop Campus
+1-224-352-2265
sales.us@lselectricamerica.com

**Vietnam**

LS ELECTRIC Vietnam Co., Ltd.
+84-222-2221-110
vietnam@ls-electric.com

Hanoi Sales Office
+84-24-6275-8054
vietnam@ls-electric.com

Ho Chi Minh Sales Office
+84-3823-7890
vietnam@ls-electric.com

Specifications in this catalog are subject to change without notice due to continuous product development and improvement

© 2024. 01 LS ELECTRIC Co., Ltd. All rights reserved. / English (04) 2025. 10 Staffcom

**www.LSElectricAmerica.com**